



## Reproductive toxicity of the endocrine disrupters vinclozolin and bisphenol A in the terrestrial isopod *Porcellio scaber* (Latreille, 1804)

M.F.L. Lemos<sup>a,b,\*</sup>, C.A.M. van Gestel<sup>c</sup>, A.M.V.M. Soares<sup>a</sup>

<sup>a</sup> CESAM and Departamento de Biologia – Universidade de Aveiro, 3810-193 Aveiro, Portugal

<sup>b</sup> Instituto Politécnico de Leiria, Escola Superior de Tecnologia do Mar, 2524-909 Peniche, Portugal

<sup>c</sup> VU University Amsterdam, Institute of Ecological Science, NL-1081 HV, Amsterdam, The Netherlands

### ARTICLE INFO

#### Article history:

Received 6 July 2009

Received in revised form 21 October 2009

Accepted 27 October 2009

Available online 16 December 2009

#### Keywords:

Ecdysteroids

Terrestrial isopods

Reproductive allocation

Reproduction

Systemic toxicity

Trade-offs

### ABSTRACT

Endocrine Disruptor Compounds (EDCs) have been largely studied concerning their effects on vertebrates. Nevertheless, invertebrates as targets for these chemicals have been neglected and few studies are available. Specifically for edaphic invertebrates, data concerning the effects of EDCs is residual. Influences of EDCs on the reproduction systems of these organisms, with consequences at the population level, are expected but have not been confirmed. This work aimed to study the effects of bisphenol A (BPA) and vinclozolin (Vz) on the reproduction of the terrestrial isopod *Porcellio scaber*. Isopods were coupled and exposed to increasing concentrations of Vz and BPA and the females' reproductive cycle followed for 56 d. Both compounds elicited reproductive toxicity. Vz and BPA decreased female reproductive allocation. Vz reduced pregnancy duration; increased the abortion percentage; decreased the number of pregnancies; and decreased the number of juveniles per female while BPA increased abortions at the lowest and highest test concentrations. The reproductive endpoints presented in here are indicative of the possible impact that this type of compounds might have on isopod population dynamics, which may eventually lead to population decline.

© 2009 Elsevier Ltd. All rights reserved.

### 1. Introduction

There are increasing evidences that environmental endocrine disruptor compounds (EDCs) are impacting wildlife populations by interfering with some aspects of endocrine-mediated processes, causing impairments of developmental, reproductive and other hormonally mediated processes (Rodriguez et al., 2007). While for vertebrates significant efforts have been made to study the effects of EDCs, to date there are very few studies on the effects of these compounds on invertebrates, although they constitute the vast majority of organisms of the animal kingdom (deFur et al., 1999). Moreover, chemical signalling systems and their basic mechanisms in the animal kingdom exhibit a considerable degree of conservatism (McLachlan, 2001). Consequently, invertebrate endocrine function should be affected by identical or similar compounds as vertebrates (deFur et al., 1999).

Terrestrial isopods are widespread saprophytic organisms that carry a key role in the organic matter decomposition in soils. These

organisms, beside being recommended for assessing the ecotoxicological effects of chemicals in the laboratory (Drobne and Hopkin, 1994), combine the features of continuous growth through a molting regime, sexual reproduction, relative knowledge of endocrinology and a terrestrial mode of living, making them suitable candidates for sentinel species for EDCs in terrestrial environments (Lemos et al., 2009). Moreover, the isopods' female reproductive cycle (ovarian maturation and embryogenesis) is an overlapping/synchronous event along with the molt cycle (Subramoniam, 2000). Therefore, chemicals that interfere with the production or function of molting hormones (ecdysteroids) and interfere with the molt are bound to disrupt reproductive processes (LeBlanc, 2007).

In this study, two hormonally active compounds in isopods (Lemos et al., 2009) were investigated. Vinclozolin (Vz) is a fungicide widely used in agriculture. It is a proven EDC causing anti-androgenic effects due to two of its metabolites (Anway et al., 2005). In vertebrates it is known to inhibit testosterone induced growth of androgen-dependent tissues (Kang et al., 2004). It induces Leydig cell tumors (Kavlock and Cummings, 2005), reduces ejaculated sperm numbers and prostate weight (Monosson et al., 1999), leads to a delayed puberty in exposed rats and demasculinization and feminization of male offspring in rats (Gray et al., 1999). Also, one major concern is that Vz causes transgenerational effects

\* Corresponding author. Address: CESAM and Departamento de Biologia – Universidade de Aveiro, 3810-193 Aveiro, Portugal. Tel.: +351 234 370 972; fax: +351 234 372 587.

E-mail addresses: [mlemos@ua.pt](mailto:mlemos@ua.pt) (M.F.L. Lemos), [kees.van.gestel@falw.vu.nl](mailto:kees.van.gestel@falw.vu.nl) (C.A.M. van Gestel), [asoares@ua.pt](mailto:asoares@ua.pt) (A.M.V.M. Soares).

in exposed rats (Anway et al., 2006; Anway and Skinner, 2008; Nilsson et al., 2008).

Bisphenol A (BPA) is an industrial compound that has generated concerns due to its high production volume, widespread use in many consumer products, and its proven estrogenicity (Okada et al., 2008). In vertebrate wildlife species, BPA induces alteration of sex determination during gonad organogenesis and alteration of gonad function during and after gonad organogenesis (Crain et al., 2007). It has been shown to be an estrogen receptor agonist (Krishnan et al., 1993) for which anti-androgenic properties were also identified (Sohoni and Sumpter, 1998; Lee et al., 2003).

The aim of this study was to determine the effects of these two EDCs on several reproductive parameters in the terrestrial isopod *Porcellio scaber*, when exposed to contaminated soil.

## 2. Materials and methods

### 2.1. Test organism and culture procedures

The isopod, *P. scaber* (Latreille, 1804), was obtained from a laboratory culture with no prior history of contamination and kept for 8 years in clean sand and under the conditions described in Lemos et al. (2009). Gravid females, with fully-formed marsupium, were placed in a secondary culture until the release of manca. Isopods born within the same day were used to start a synchronized culture. Once they attained a weight of 4–5 mg they were reared individually in plastic boxes (Ø60 × 30 mm) perforated on the sides to ensure ventilation and under the conditions described earlier (Lemos et al., 2009).

### 2.2. Chemicals and preparation of test soils

An agricultural natural soil kept in fallow for at least 5 years was obtained from the lower Mondego valley (Portugal). The soil was oven dried at 60 °C for 48 h.

BPA (Merck Schuchardt, Germany, purity >99%) was dissolved in methanol and mixed in with the soil at 10, 30, 100, 300 and 1000 mg kg<sup>-1</sup> dry soil. Subsequently, methanol was allowed to evaporate under a fume hood for 12 h and moisture was adjusted to 20% (v/w) with distilled water. A solvent control was prepared in the same way, using the same volume of methanol without BPA (represented as 0\*). A control was prepared with water added to dry soil.

Vz (Ronilan® 50% active ingredient; BASF AG, Germany) was mixed with soil at concentrations of 10, 30, 100, 300 and 1000 mg a.i. kg<sup>-1</sup> dry soil. Afterwards, the soil was moistened to 20% (v/w) with distilled water. A control was prepared with water added to dry soil.

Chemical analysis of Vz and BPA treatments concentration were made and were within ±5% of the nominal concentrations. The results are presented in terms of the nominal values.

### 2.3. Reproduction testing

Intermolt male and female isopods weighing 20 ± 1 mg were taken from the synchronized individual culture to assure virginity. One male and one female woodlouse were paired per box (Ø100 mm × 50 mm). Ten boxes per concentration were prepared. Each box contained 60 g of agricultural spiked soil, and alder leaf discs were added weekly in order to maintain it in excess and to have an equal number of discs in all boxes. Experiments were performed under the same conditions as the *P. scaber* cultures.

Female reproductive cycle was followed for 56 d after mating and the following parameters were recorded: time to reach pregnancy as the time elapsed between the time they were paired and

first signs of pregnancy (assessed by morphological inspection of females, by the same observer in each day of the study); pregnancy duration; percentage of females that successfully reached pregnancy within the 56-d test period; percentage of abortions; number of juveniles per female; individual juvenile weight; percentage of live juvenile after 2 months; juvenile weight increase after 2 months; and reproductive allocation (RA) as the quotient of total juvenile fresh weight and female fresh weight after parturition.

### 2.4. Statistical analysis

All data were checked for normality and homoscedascity. One way analysis of variance (ANOVA) with Dunnett's multiple comparison of means were employed to determine differences relatively to control treatment. Where applicable, results are presented as mean ± SE. For all statistical tests the significance level was set at  $P \leq 0.05$ . All calculations were performed with SigmaStat software package (Systat Software Inc., 2006).

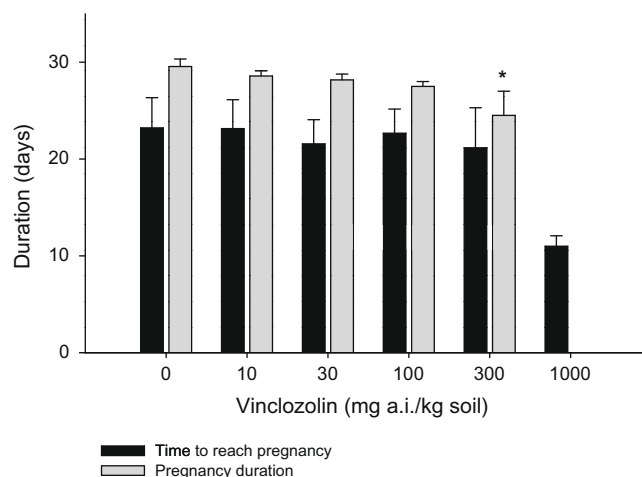
## 3. Results

### 3.1. Lethality of Vz and BPA

The eight weeks LC<sub>50</sub> (95% CI) for Vz was 824 (512–1135) mg a.i. kg<sup>-1</sup> dry soil. Exposure to 1000 mg BPA kg<sup>-1</sup> dry soil led to 30% mortality, thus to a LC<sub>50</sub> value higher than 1000 mg kg<sup>-1</sup> dry soil. Since the concentration range of Vz include the LC<sub>50</sub>, the higher mortality of adults and juveniles at higher Vz concentrations provoked a low number of replicates (e.g. at the highest concentration the reproductive success was zero). This contributed to the impossibility of statistically distinguishing significant differences in several parameters tested, despite the visibility of trends, as in the case time to reach pregnancy, juvenile survival and growth and RA (Figs. 1, 4A and 5A). Moreover, in cases where no data is available due to higher mortality, the concentration is omitted from figures.

### 3.2. Time to reach pregnancy and pregnancy duration

In the controls, the average time to reach pregnancy was of 23 ± 3 d. This interval was lower for isopods exposed to 1000 mg



**Fig. 1.** Number of days until first signs of pregnancy were detected (black bars), and number of days between first signs of pregnancy and release of manca (grey bars) of *Porcellio scaber* exposed to soil treated with vinclozolin. For the time to reach pregnancy  $n$  ranges from 6 to 9 in all experimental groups except in the group exposed to 1000 mg a.i. kg<sup>-1</sup> of dry soil, where  $n$  is 4, due to lower number of pregnancies. Vertical error bars represent the standard error of the mean. An asterisk indicates a significant difference from the control at  $P \leq 0.05$  (ANOVA, Dunnett's test).

a.i. Vz kg<sup>-1</sup> dry soil (11 ± 1 d), but this difference was not statistically significant (ANOVA, Dunnett's test,  $F_{5,34} = 1.702$ ;  $P = 0.161$ ) (Fig. 1). This reduced time to achieve pregnancy in the highest concentration is probably due to the fact that only earlier pregnancies were considered while later pregnancies were not found due to the mortality in later periods. Average pregnancy duration was of 30 ± 1 d for the control and decreased with increasing Vz concentrations. This decrease was statistically significant for isopods exposed to 300 mg a.i. Vz kg<sup>-1</sup> dry soil compared to control (ANOVA, Dunnett's test,  $F_{4,23} = 3.226$ ,  $P = 0.031$ ) (Fig. 1).

BPA did not affected the time to reach pregnancy, which was 21 ± 2 d for the solvent controls, nor the pregnancy cycle duration, of 29 ± 1 d for solvent control (ANOVA, Dunnett's test,  $F_{5,36} = 0.141$ ,  $P = 0.982$  and  $F_{5,34} = 0.845$ ,  $P = 0.528$ , respectively).

### 3.3. Occurrence of pregnancies and abortions

All control and solvent control females successfully attained gravidity within the test period. Only 40% of the females became pregnant at the highest Vz concentration (Fig. 2A). The percentage of abortions increased with Vz concentration in a dose-dependent way, attaining 100% abortion rate for animals exposed to 1000 mg a.i. Vz kg<sup>-1</sup> dry soil.

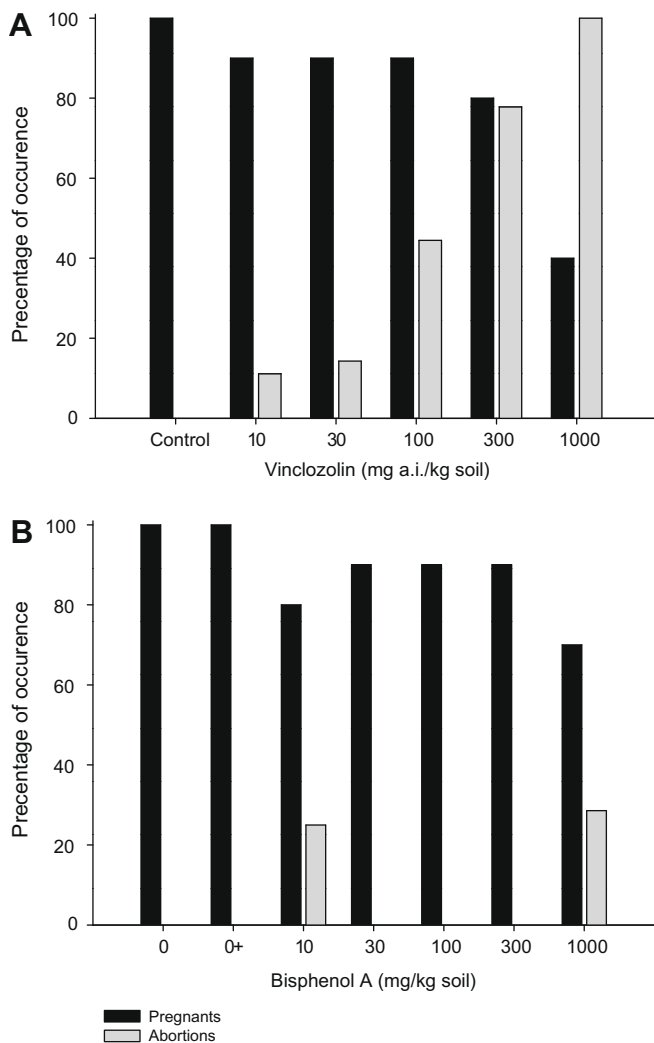


Fig. 2. Percentage of successful females achieving pregnancy (black bars) and percentage of female miscarriages (grey bars) of *Porcellio scaber* exposed to soil treated with (A) vinclozolin and (B) bisphenol A.

The success to achieve pregnancy decreased slightly with increasing BPA concentration, with 30% of the females being unable to become pregnant at 1000 mg BPA kg<sup>-1</sup> dry soil. In the solvent control, all females carried the pregnancy until the end, but at 10 and 1000 mg BPA kg<sup>-1</sup> dry soil there were 20% miscarriages (Fig. 2B).

### 3.4. Number of juveniles per female and their individual weight

The average number of manca delivered per female was of 19 ± 2 in the controls and decreased with increasing concentrations (Fig. 3), with a LOEC of 100 mg a.i. Vz kg<sup>-1</sup> dry soil (13 ± 1 manca for females exposed to 100 and 300 mg a.i. kg<sup>-1</sup>) (ANOVA, Dunnett's test,  $F_{4,29} = 3.242$ ,  $P = 0.026$ ). The individual manca weight increased with increasing Vz concentrations (19.7% and 22.0% heavier juveniles at 100 and 300 mg a.i. Vz kg<sup>-1</sup> dry soil, respectively), although no statistically significant differences were found (ANOVA, Dunnett's test,  $F_{4,29} = 1.080$ ,  $P = 0.385$ ).

The number of born manca was lower in the solvent control compared with the water control ( $t$ -test,  $DF = 14$ ,  $t = 2.443$ ,  $P = 0.028$ ) and was not affected by BPA treatment (ANOVA, Dunnett's test,  $F_{5,35} = 0.316$ ,  $P = 0.900$ ). Weight of individual newborns did not differ between treatments and the solvent control (ANOVA, Dunnett's test,  $F_{5,33} = 0.439$ ,  $P = 0.818$ ).

### 3.5. Surviving juveniles and their growth after 8 weeks

After 8 weeks exposure to Vz, 71% of the manca survived in the control and only 53% and 25% at 100 and 300 mg a.i. kg<sup>-1</sup> dry soil, respectively (Fig. 4A), but without statistical significance (ANOVA, Dunnett's test,  $F_{4,20} = 1.128$ ,  $P = 0.371$ ). After that period, control isopods weighed 3.19 ± 0.29 mg with a slightly higher weight gain at lower concentrations and a highly reduced juvenile growth at higher Vz concentrations (1.77 ± 0.30 mg and 1.30 ± 0.91 mg for 300 and 1000 mg a.i. Vz kg<sup>-1</sup> dry soil, respectively) although this effect was not statistically significant (ANOVA, Dunnett's test,  $F_{4,20} = 1.66$ ,  $P = 0.211$ ).

After 8 weeks exposure to BPA, juvenile survival and growth showed no clear dose-response relationship (Fig. 4B). Significant effects were found on survival (ANOVA, Dunnett's test,  $F_{5,31} = 3.270$ ,  $P = 0.017$ ), but the post hoc test was not able to distin-

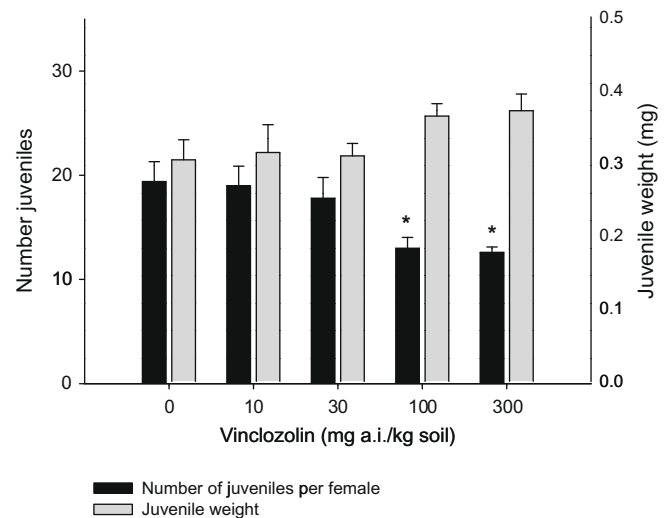
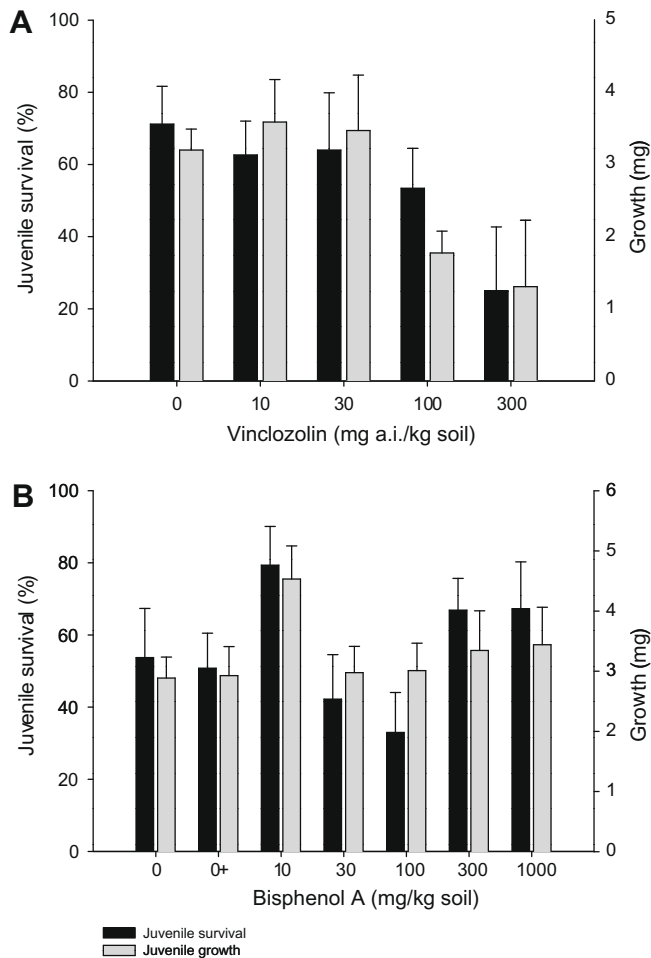


Fig. 3. Number of juveniles hatching per each pregnant female (black bars), and individual manca weight (grey bars) of *Porcellio scaber* exposed to soil treated with vinclozolin. Vertical error bars represent the standard error of the mean. An asterisk indicates a significant difference from the control at  $P \leq 0.05$  (ANOVA, Dunnett's test).



**Fig. 4.** Percentage of surviving juveniles (black bars), and juvenile increase of weight (grey bars) in *Porcellio scaber* after a 2 months exposure to soil treated with (A) vinclozolin (control group  $n = 8$ ; at  $10 \text{ mg a.i. kg}^{-1} n = 7$ ; at  $30 \text{ mg a.i. kg}^{-1} n = 4$ ; at  $100$  and  $300 \text{ mg a.i. kg}^{-1} n = 3$ ) and (B) bisphenol A (control group  $n = 8$ ; solvent control  $n = 6$ ; at  $10 \text{ mg kg}^{-1} n = 4$ ; at  $30 \text{ mg kg}^{-1} n = 8$ ; at  $100 \text{ mg kg}^{-1} n = 6$ ; at  $300 \text{ mg kg}^{-1} n = 8$ ; and at  $1000 \text{ mg kg}^{-1} n = 4$ ). The decrease of replicates along treatments is due to juvenile mortality. Vertical error bars represent the standard error of the mean.

guish between treatments. Survival increased at the lowest concentration. Juvenile growth was stimulated (55%) at  $10 \text{ mg BPA kg}^{-1}$  dry soil but no significant differences between treatments and solvent control were found (ANOVA, Dunnett's test,  $F_{5,31} = 1.317$ ,  $P = 0.284$ ).

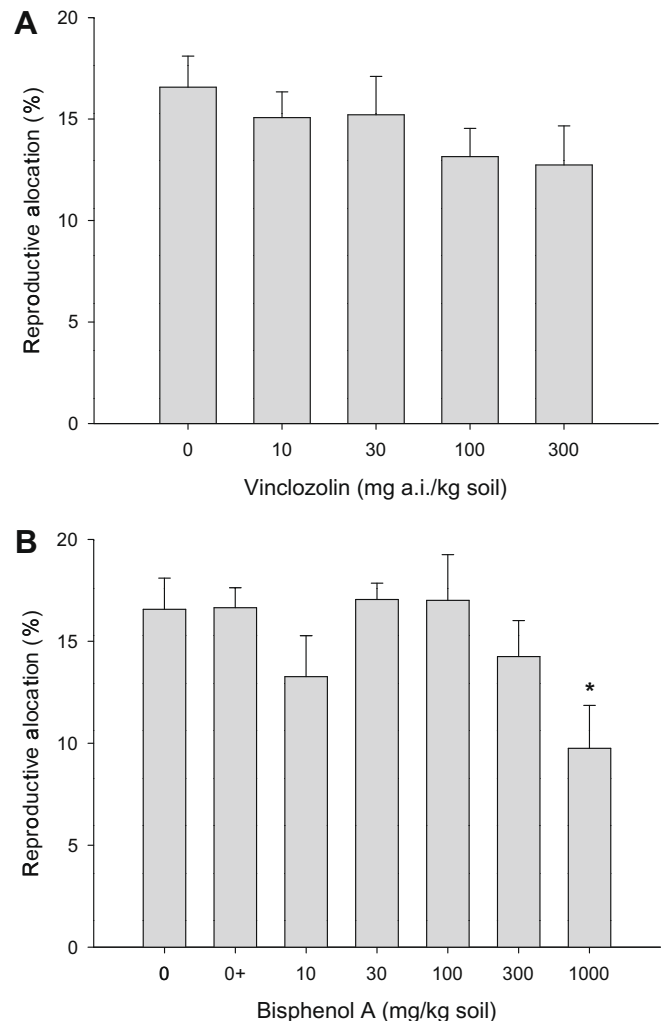
### 3.6. Reproductive allocation

Reproductive effort, measured as reproductive allocation (RA), decreased with increasing Vz concentrations (23.5% lower at  $300 \text{ mg a.i. kg}^{-1}$  dry soil), but differences were not significant (ANOVA, Dunnett's test,  $F_{4,23} = 0.707$ ,  $P = 0.596$ ) (Fig. 5A).

The reproductive effort decreased with increasing BPA concentrations. At  $1000 \text{ mg BPA kg}^{-1}$  dry soil, 41.6% less resources were allocated to reproduction compared to the solvent control (ANOVA, Dunnett's test,  $F_{5,33} = 2.621$ ,  $P = 0.042$ ) (Fig. 5B). An apparent low concentration effect was also observed with 20.4% less RA at  $10 \text{ mg BPA kg}^{-1}$  dry soil.

## 4. Discussion

Living organisms allocate their available resources to growth, reproduction, basal metabolism, or to improve survival, in a com-



**Fig. 5.** Reproductive allocation of female *Porcellio scaber* exposed to soil treated with (A) vinclozolin and (B) bisphenol A. Vertical error bars represent the standard error of the mean. An asterisk indicates a significant difference from the control at  $P \leq 0.05$  (ANOVA, Dunnett's test).

bination designed to maximize fitness (Sibly and Calow, 1986). Exposure to stressors may give rise to trade-offs in resource allocation as the animal tries to optimize its fitness under the altered environmental conditions, increasing energy expenditure in basal metabolism in order to cope with stress. Ultimately this may lead to growth and reproduction reduction.

It has been shown that the terrestrial isopods *P. scaber* and *Oniscus asellus* from metal polluted sites comprise high reproductive investment suggesting that they were able to redirect resources from other functions, like growth, to meet the physiological costs of detoxification (Jones and Hopkin, 1996). Donker et al. (1993) found that exposure to metals causes increased mortality and slower growth rates in isopod populations, and that this has selected for early reproduction and greater RA. Faber and Heijmans (1995) also noted an increase in RA for *Trachelipus rathkei* exposed to phenanthrene, when these isopods had a history of PAH contamination. Dissimilarly, in this study, exposed *P. scaber* showed a trend to reduce the reproductive effort. Because growth, survivorship and reproduction are targets of selection, life-history theory predicts that habitat disturbances which result in higher adult mortality rates can select for early maturation and increased reproductive effort (Sibly and Calow, 1989). Accordingly, nearly all studies on the breeding phenology of isopods, which have been done using populations with a background of contaminant exposure

[e.g. Donker et al. (1993), Jones and Hopkin (1996)], have shown evidence of early reproduction and increased RA. This could be due to changes as result of evolutionary pressures by means of environmental stress drivers (Farkas et al., 1996). In the present study, and because these isopods had no prior toxicant exposure history, the mentioned opposite responses in reproductive effort might be due to the lack of such an evolutionary pressure with results showing a trade-off favouring survival (i.e. more energy allocated to detoxification) rather than growth and/or reproduction.

Of main importance in the crustacean female reproductive cycle is the inextricable link with the molt cycle. The continuous body growth and periodic molting is not deterred by reproduction, except when the eggs are bred in the pleopods, which prevents the onset of the next molting (Subramoniam, 2000). Additionally, it is known that 20-hydroxyecdysone (20E) levels regulate the molting process (Horn et al., 1966). Investigations where crustaceans were injected with 20E showed a precipitation of premolt changes in the cuticle leading to precocious ecdysis (Fingerman et al., 1998; Gunamalai et al., 2004). This may cause the attached embryos to quicken the hatching process and the brood may be lost during the ensuing molt (Gunamalai et al., 2004).

In a previous study (Lemos et al., 2009) we found increased levels of 20E in male isopods exposed to 10 and 1000 mg BPA kg<sup>-1</sup> dry soil and also to increasing concentrations of Vz. This effect is in agreement with the reduced fecundity and highly increased abortion rate found for both Vz and BPA in this study, at the same exposure concentrations. This may well be the result of the hormonal de-regulation induced by these toxicants.

The reported hyperecdysionism might also be interfering with a key protein of extreme importance in reproduction, vitellogenin (vtg), which is a precursor of the egg yolk proteins (Gohar and Souty, 1984). Increased 20E titres have been correlated with increased yolk protein synthesis and uptake in developing oocytes (Gohar and Souty, 1984), in this way contributing to the disruption of reproductive processes. Induction of vtg production following BPA exposure in fully organized individuals has been reported for fish, amphibians and invertebrates (for a review see Crain et al. (2007)). The stimulatory effect of 20E on vitellogenesis is known to increase the amount of accumulated vitellin in oocytes to be utilized as a source of nutrients during isopod embryonic development (Okumura et al., 1992; Vafopoulou and Steel, 1995). The higher amount of available energy reserves may lead to bigger juveniles even when brooding periods are shorter, as in the case of isopods exposed to Vz concentrations of 100 and 300 mg kg<sup>-1</sup> dry soil. Another potential reproductive trade-off for stressed females can be the increased number of atretic eggs (Hornung and Warburg, 1994), a strategy resulting in the reuptake of energy for investment in the remaining eggs and juveniles in the marsupium. Added to this, the fact that brood-pouch mortality might be favouring survival of more developed juveniles, may justify both the reduced number of offspring and their increased size. Also noteworthy is that since the isopod marsupium provides only a limited area for egg attachment (Lardies et al., 2004), abnormal egg growth may lead to overcrowding and consequent egg loss or reabsorption, resulting in lower manca numbers (Lardies et al., 2004).

We have shown that vinclozolin induces a decrease of the brood period (43 h earlier at 100 mg a.i. kg<sup>-1</sup> dry soil and 5 d earlier at 300 mg a.i. kg<sup>-1</sup> dry soil). A similar observation was seen in female *Armadillidium vulgare* exposed to ants (Castillo and Kight, 2005) and female *Porcellio laevis* under physical stress (Kight and Nevo, 2004), with stressed females releasing the juveniles almost 48 h earlier than controls. Parental care by female isopods is energetically costly (Lardies et al., 2004). Under stress, this behaviour may represent a trade-off due to the reduction in the amount of metabolic reserves, impairing the successful provision of the juve-

niles, thereby reducing the length of time a female has to provision for her developing young (Castillo and Kight, 2005).

Smaller freshly released manca of *P. scaber* seem more susceptible to toxicants than more developed juveniles (Fischer et al., 1997). This may be either due to easier absorption of the toxicant through their relatively larger body surface/volume ratio and thin cuticle, or by their lower capacity to metabolize the contaminant. Although being released more developed at higher Vz concentrations, juvenile toxicity due to contamination cannot be excluded. After 2 months, juveniles had grown less at the higher concentrations than at lower concentrations where they were released with lower weights.

Ecdysteroids can bind to vitellin, suggesting that they can be maternally transferred to oocytes (Subramoniam, 2000) and are critical to the normal crustacean embryo development (Subramoniam et al., 1999; Mu and LeBlanc, 2002). Therefore, there is no reason to believe that high 20E titres, reported to have negative effects in adults, will not have similar negative effects in the juveniles, once they are maternally transferred.

Ecdysteroids also have been shown to directly or indirectly regulate some aspects of spermatogenesis emphasizing their importance as reproductive hormones (Gohar and Souty, 1984; Chang, 1997). Additionally, ecdysteroids were also involved in oocyte maturation in the prawn *Palaemon serratus* (Lanot and Cledon, 1989). The first meiotic resumption corresponded to the accumulation of ecdysteroids in oocytes at the premolt stage, and 20E also induced germinal vesicle breakdown *in vitro* (Okumura and Aida, 2000). Therefore, toxicants that interfere with 20E metabolism, as is the case for BPA and Vz (Lemos et al., 2009), will most certainly affect male and female reproduction. Additionally, it has been described (Lemos et al., 2010) that BPA induces the up-regulation of tubulin in isopods' testes. Such a tubulin up-regulation has been shown to lead to aneuploidies in the sea urchin (George et al., 2008) and consequently may lead to fecundity problems and non-viable progeny.

After Vz exposure, we saw a decreasing number of females successfully attaining pregnancy associated with an increased number of miscarriages along with increasing concentrations of the fungicide. These two factors together considerably reduced the total juvenile output. (Fischer et al., 1997) reported a lower reproduction in *P. scaber* exposed to dimethoate, which was not due to a decreased number of manca per female but rather the consequence of a lower proportion of gravid females, suggesting this is the most sensitive reproductive parameter.

The lack of sensitivity of crustacean development and reproduction to estrogens and xeno-estrogens at sublethal concentrations has been reported by several authors (Bechmann, 1999; Hutchinson et al., 1999a,b). Nevertheless, there are numerous examples of xeno-estrogen effects in invertebrate reproductive traits. The xeno-estrogens BPA, 4-tert-octylphenol and 4-nonylphenol (NP) caused significant stimulation of embryo production in the freshwater mudsnail *Potamopyrgus antipodarum* (Duft et al., 2003). BPA also stimulated the reproductive output in *Acartia tonsa* (Andersen et al., 1999). Brown et al. (1999) found both a lower survival and higher fertility in the NP exposed amphipod *Corophium volutator*. A complex "superfemale" syndrome, characterized by massive stimulation of oocyte and spawning mass production, was reported in the BPA exposed gastropods *Marisa cornuarietis* and *Nucella lapillus* (Oehlmann et al., 2000). A structural resemblance of PAHs to estrogens was suggested earlier (Van Brummelen et al., 1996) as an explanation for the stimulatory effect on overall reproduction (increased proportion of gravid females and induction of egg-laying) in *P. scaber*. Albeit the many reports pointing at the stimulatory effects of xeno-estrogens, here we were unable to detect such effect for *P. scaber* exposed to BPA or to Vz. The limited size of the marsupium (Lardies et al., 2004) may restrict the fi-

nal number of viable offspring a female can deliver (as explained above), making the number of released manca probably not the most suitable parameter to assess an eventual “superfemale” syndrome caused by xeno-estrogens.

The estimated concentration of Vz in the soil, after the maximum recommended application rate of Ronilan<sup>®</sup>, is of 1 mg a.i. kg<sup>-1</sup> (Lemos et al., 2009). Also, the only significant route of BPA to the terrestrial environment is through the application of sewage sludge from municipal plants [concentrations of 0.033–36.7 mg kg<sup>-1</sup> (dw)] (Lee and Peart, 2000) in the land to function as soil improver (Furhacker et al., 2000), indicating that contamination of agricultural soils is a real issue. Whilst the results presented in this work are indicative of the chronic toxicity of these compounds, exposure concentrations at which these effects are elicited were well above the ones expected to be found in the environment for Vz, but some caution should be paid to the ratios at which sludge is mixed in the soil.

## 5. Conclusions

Reproduction toxicity should be classified as systemic toxicity and not as ED, unless specific parameters such as hormone levels are affected (Barata et al., 2004). In the present study, reproductive impairment has been demonstrated for compounds with proven ecdysteroidal activity. Ecdysteroids are, undoubtedly, the chief hormone factors controlling development and reproduction. Nevertheless, alongside with ED, we cannot exclude that systemic toxicity, such as lethality on the eggs and manca, may play a fundamental role in the reproductive impairment.

On the premise that reproductive success is the ultimate vital population parameter (Hutchinson, 2007), the overall reproductive toxicity is indicative of the possible impact that this type of compounds might have on isopod population dynamics, which may eventually lead to population decline.

## Acknowledgement

M.F.L. Lemos was supported by Fundação para a Ciência e Tecnologia (BD/13868/2003). Parts of this work were supported by FCT Project Grant reference PTDC/BIA-BDE/75690/2006.

## References

- Andersen, H.R., Halling-Sorensen, B., Kusk, K.O., 1999. A parameter for detecting estrogenic exposure in the copepod *Acartia tonsa*. *Ecotoxicol. Environ. Saf.* 44, 56–61.
- Anway, M.D., Skinner, M.K., 2008. Transgenerational effects of the endocrine disruptor vinclozolin on the prostate transcriptome and adult onset disease. *Prostate* 68, 517–529.
- Anway, M.D., Cupp, A.S., Uzumcu, M., Skinner, M.K., 2005. Epigenetic transgenerational actions of endocrine disruptors and mate fertility. *Science* 308, 1466–1469.
- Anway, M.D., Leathers, C., Skinner, M.K., 2006. Endocrine disruptor vinclozolin induced epigenetic transgenerational adult-onset disease. *Endocrinology* 147, 5515–5523.
- Barata, C., Porte, C., Baird, D.J., 2004. Experimental designs to assess endocrine disrupting effects in invertebrates – a review. *Ecotoxicology* 13, 511–517.
- Bechmann, R.K., 1999. Effect of the endocrine disrupter nonylphenol on the marine copepod *Tisbe battagliai*. *Sci. Total Environ.* 233, 33–46.
- Brown, R.J., Conradi, M., Depledge, M.H., 1999. Long-term exposure to 4-nonylphenol affects sexual differentiation and growth of the amphipod *Corophium volutator* (Pallas, 1766). *Sci. Total Environ.* 233, 77–88.
- Castillo, M.E., Kight, S.L., 2005. Response of terrestrial isopods, *Armadillidium vulgare* and *Porcellio laevis* (Isopoda: Oniscidea) to the ant *Tetramorium caespitum*: morphology, behavior and reproductive success. *Invertebr. Reprod. Dev.* 47, 183–190.
- Chang, E.S., 1997. Chemistry of crustacean hormones that regulate growth and reproduction. In: Fingerman, M., Nagabhushanan, R., Thompson, M.F. (Eds.), *Recent Advances in Marine Biotechnology*. Science Publishers, New Hampshire, USA, pp. 163–178.
- Crain, D.A., Eriksen, M., Iguchi, T., Jobling, S., Lauffer, H., LeBlanc, G.A., Guillette, L.J., 2007. An ecological assessment of bisphenol A: evidence from comparative biology. *Reprod. Toxicol.* 24, 225–239.
- deFur, P.L., Crane, M., Ingersoll, C., Tattersfield, L., 1999. Endocrine disruption in invertebrates: endocrinology, testing, and assessment. In: *Proceeding of the Workshops on Endocrine Disruption in Invertebrates*, 12–15 December 1998, Noordwijkerhout, The Netherlands. SETAC Press, Pensacola.
- Donker, M.H., Zonneveld, C., Van Straalen, N.M., 1993. Early reproduction and increased reproductive allocation in metal-adapted populations of the terrestrial isopod *Porcellio scaber*. *Oecologia* 96, 316–323.
- Drobne, D., Hopkin, S.P., 1994. Ecotoxicological laboratory test for assessing the effects of chemicals on terrestrial isopods. *Bull. Environ. Contam. Toxicol.* 53, 390–397.
- Duft, M., Schulte-Oehlmann, U., Weltje, L., Tillmann, M., Oehlmann, J., 2003. Stimulated embryo production as a parameter of estrogenic exposure via sediments in the freshwater mudsnail *Potamopyrgus antipodarum*. *Aquat. Toxicol.* 64, 437–449.
- Faber, J.H., Heijmans, G., 1995. Polycyclic aromatic hydrocarbons in soil detritivores – specific accumulation and effects. In: Van Straalen, N.M., Krivolutsky, D.A. (Eds.), *NATO Advanced Research Workshop on New Approaches to the Development of Bioindicator Systems for Soil Pollution*, Moscow, Russia, pp. 31–43.
- Farkas, S., Hornung, E., Fischer, E., 1996. Toxicity of copper to *Porcellio scaber* Latr (Isopoda) under different nutritional status. *Bull. Environ. Contam. Toxicol.* 57, 582–588.
- Fingerman, M., Jackson, N.C., Nagabhushanam, R., 1998. Hormonally-regulated functions in crustaceans as biomarkers of environmental pollution. *Omp. Biochem. Phys. C* 120, 343–350.
- Fischer, E., Farkas, S., Hornung, E., Past, T., 1997. Sublethal effects of an organophosphorous insecticide, dimethoate, on the isopod *Porcellio scaber* Latr. *Omp. Biochem. Phys. C* 116, 161–166.
- Furhacker, M., Scharf, S., Weber, H., 2000. Bisphenol A: emissions from point sources. *Chemosphere* 41, 751–756.
- George, O., Bryant, B.K., Chinnasamy, R., Corona, C., Arterburn, J.B., Shuster, C.B., 2008. Bisphenol A directly targets tubulin to disrupt spindle organization in embryonic and somatic cells. *ACS Chem. Biol.* 3, 167–179.
- Gohar, M., Souty, C., 1984. The temporal action of ecdysteroids on ovarian protein-synthesis invitro in the terrestrial Crustacean Isopoda, *Porcellio ditatatus* (Brandt). *Reprod. Nutr. Dev.* 24, 137–145.
- Gray, L.E., Ostby, J., Monosson, E., Kelce, W.R., 1999. Environmental antiandrogens: low doses of the fungicide vinclozolin alter sexual differentiation of the male rat. *Toxicol. Ind. Health* 15, 48–64.
- Gunamalai, V., Kirubakaran, R., Subramoniam, T., 2004. Hormonal coordination of molting and female reproduction by ecdysteroids in the mole crab *Emerita asiatica* (Milne Edwards). *Gen. Comp. Endocrinol.* 138, 128–138.
- Horn, D.H.S., Middleto, E.J., Wunderli, J.A., Hampshir, F., 1966. Identity of moulting hormones of insects and crustaceans. *Chem. Commun.*, 339–340.
- Hornung, E., Warburg, M.R., 1994. Oosorption and oocyte loss in a terrestrial isopod under stressful conditions. *Tissue Cell* 26, 277–284.
- Hutchinson, T.H., 2007. Small is useful in endocrine disrupter assessment – four key recommendations for aquatic invertebrate research. *Ecotoxicology* 16, 231–238.
- Hutchinson, T.H., Pounds, N.A., Hampel, M., Williams, T.D., 1999a. Impact of natural and synthetic steroids on the survival, development and reproduction of marine copepods (*Tisbe battagliai*). *Sci. Total Environ.* 233, 167–179.
- Hutchinson, T.H., Pounds, N.A., Hampel, M., Williams, T.D., 1999b. Life-cycle studies with marine copepods (*Tisbe battagliai*) exposed to 20-hydroxyecdysone and diethylstilbestrol. *Environ. Toxicol. Chem.* 18, 2914–2920.
- Jones, D.T., Hopkin, S.P., 1996. Reproductive allocation in the terrestrial isopods *Porcellio scaber* and *Oniscus asellus* in a metal-polluted environment. *Funct. Ecol.* 10, 741–750.
- Kang, I.H., Kim, H.S., Shin, J.H., Kim, T.S., Moon, H.J., Kim, I.Y., Choi, K.S., Kil, K.S., Park, Y.I., Dong, M.S., Han, S.Y., 2004. Comparison of anti-androgenic activity of flutamide, vinclozolin, procymidone, linuron, and p,p'-DDE in rodent 10-day Hershberger assay. *Toxicology* 199, 145–159.
- Kavlock, R., Cummings, A., 2005. Mode of action: Inhibition of androgen receptor function – Vinclozolin-induced malformations in reproductive development. *Crit. Rev. Toxicol.* 35, 721–726.
- Kight, S.L., Nevo, M., 2004. Female terrestrial isopods, *Porcellio laevis* Latreille (Isopoda: Oniscidea) reduce brooding duration and fecundity in response to physical stress. *J. Kans. Entomol. Soc.* 77, 285–287.
- Krishnan, A.V., Stathis, P., Permuth, S.F., Tokes, L., Feldman, D., 1993. Bisphenol A – an estrogenic substance is released from polycarbonate flasks during autoclaving. *Endocrinology* 132, 2279–2286.
- Lanot, R., Cleidon, P., 1989. Ecdysteroids and meiotic reinitiation in *Palaemon serratus* (Crustacea, Decapoda, Natantia) and in *Locusta migratoria* (Insecta, Orthoptera) – a comparative study. *Invertebr. Reprod. Dev.* 16, 169–175.
- Lardies, M.A., Cotoras, I.S., Bozinovic, F., 2004. The energetics of reproduction and parental care in the terrestrial isopod *Porcellio laevis*. *J. Insect Physiol.* 50, 1127–1135.
- LeBlanc, G.A., 2007. Crustacean endocrine toxicology: a review. *Ecotoxicology* 16, 61–81.
- Lee, H.B., Peart, T.E., 2000. Determination of bisphenol A in sewage effluent and sludge by solid-phase and supercritical fluid extraction and gas chromatography/mass spectrometry. *J. AOAC Int.* 83, 290–297.
- Lee, H.J., Chattopadhyay, S., Gong, E.Y., Ahn, R.S., Lee, K., 2003. Antiandrogenic effects of bisphenol A and nonylphenol on the function of androgen receptor. *Toxicol. Sci.* 75, 40–46.
- Lemos, M.F.L., Van Gestel, C.A.M., Soares, A.M.V.M., 2009. Endocrine disruption in a terrestrial isopod under exposure to bisphenol A and vinclozolin. *J. Soils Sediments* 9, 492–500.

- Lemos, M.F.L., Soares, A.M.V.M., Correia, A., Esteves, A.C., 2010. Proteins in ecotoxicology – how, why and why not? Proteomics. doi:10.1002/pmic.200900470.
- McLachlan, J.A., 2001. Environmental signaling: what embryos and evolution teach us about endocrine disrupting chemicals. *Endocr. Rev.* 22, 319–341.
- Monosson, E., Kelce, W.R., Lambright, C., Ostby, J., Gray, L.E., 1999. Peripubertal exposure to the antiandrogenic fungicide, vinclozolin, delays puberty, inhibits the development of androgen-dependent tissues, and alters androgen receptor function in the male rat. *Toxicol. Ind. Health* 15, 65–79.
- Mu, X.Y., LeBlanc, G.A., 2002. Environmental anti-ecdysteroids alter embryo development in the crustacean *Daphnia magna*. *J. Exp. Zool.* 292, 287–292.
- Nilsson, E.E., Anway, M.D., Stanfield, J., Skinner, M.K., 2008. Transgenerational epigenetic effects of the endocrine disruptor vinclozolin on pregnancies and female adult onset disease. *Reproduction* 135, 713–721.
- Oehlmann, J., Schulte-Oehlmann, U., Tillmann, M., Markert, B., 2000. Effects of endocrine disruptors on prosobranch snails (Mollusca: Gastropoda) in the laboratory. Part I: bisphenol A and octylphenol as xeno-estrogens. *Ecotoxicology* 9, 383–397.
- Okada, H., Tokunaga, T., Liu, X.H., Takayanagi, S., Matsushima, A., Shimohigashi, Y., 2008. Direct evidence revealing structural elements essential for the high binding ability of bisphenol A to human estrogen-related receptor-gamma. *Environ. Health Perspect.* 116, 32–38.
- Okumura, T., Aida, K., 2000. Fluctuations in hemolymph ecdysteroid levels during the reproductive and non-reproductive molt cycles in the giant freshwater prawn *Macrobrachium rosenbergii*. *Fish. Sci.* 66, 876–883.
- Okumura, T., Han, C.H., Suzuki, Y., Aida, K., Hanyu, I., 1992. Changes in hemolymph vitellogenin and ecdysteroid levels during reproductive and non-reproductive molt cycles in the freshwater prawn *Macrobrachium nipponense*. *Zool. Sci.* 9, 37–45.
- Rodriguez, E.M., Medesani, D.A., Fingerman, M., 2007. Endocrine disruption in crustaceans due to pollutants: a review. *Comp. Biochem. Phys. A* 146, 661–671.
- Sibly, R.M., Calow, P., 1986. *Physiological ecology of animals. An evolutionary approach.* Blackwell Scientific Publications, Oxford, UK.
- Sibly, R.M., Calow, P., 1989. A life-cycle theory of responses to stress. *Biol. J. Linnean Soc.* 37, 101–116.
- Sohoni, P., Sumpter, J.P., 1998. Several environmental oestrogens are also anti-androgens. *J. Endocrinol.* 158, 327–339.
- Subramoniam, T., 2000. Crustacean ecdysteroids in reproduction and embryogenesis. *Comp. Biochem. Physiol. C – Toxicol. Pharmacol.* 125, 135–156.
- Subramoniam, T., Tirumalai, R., Gunamalai, V., Hoffmann, K.H., 1999. Embryonic ecdysteroids in a mole crab, *Emerita asiatica* (Milne-Edwards). *J. Biosci.* 24, 91–96.
- Systat Software Inc., 2006. *SigmaStat for Windows (version 3.5).* Chicago, IL, USA.
- Vafopoulou, X., Steel, C.G.H., 1995. Vitellogenesis in the terrestrial isopod, *Oniscus asellus* (L) – characterization of vitellins and vitellogenins and changes in their synthesis throughout the intermolt cycle. *Invertebr. Reprod. Dev.* 28, 87–95.
- Van Brummelen, T.C., Van Gestel, C.A.M., Verweij, R.A., 1996. Long-term toxicity of five polycyclic aromatic hydrocarbons for the terrestrial isopods *Oniscus asellus* and *Porcellio scaber*. *Environ. Toxicol. Chem.* 15, 1199–1210.