

See discussions, stats, and author profiles for this publication at: <https://www.researchgate.net/publication/347521050>

# Population divergence in aggregation and sheltering behaviour in surface and cave-adapted *Asellus aquaticus* (Crustacea: Isopoda)

Preprint · December 2020

DOI: 10.32942/osf.io/ge6wb

CITATIONS

0

READS

83

4 authors:



**Gergely Horváth**

Eötvös Loránd University

36 PUBLICATIONS 113 CITATIONS

[SEE PROFILE](#)



**Sára S. Sztruhala**

Eötvös Loránd University

4 PUBLICATIONS 4 CITATIONS

[SEE PROFILE](#)



**Gergely Balázs**

Eötvös Loránd University

46 PUBLICATIONS 252 CITATIONS

[SEE PROFILE](#)



**Gábor Herczeg**

Eötvös Loránd University

149 PUBLICATIONS 3,480 CITATIONS

[SEE PROFILE](#)

Some of the authors of this publication are also working on these related projects:



A new insight into the Stygofauna Mundi: assembling a global dataset for aquatic fauna in subterranean environments. [View project](#)



Evolutionary ecology of within-individual behavioural variation: environmental and genetic factors [View project](#)

1 Population divergence in aggregation and sheltering behaviour in  
2 surface and cave-adapted *Asellus aquaticus* (Crustacea: Isopoda)

3

4 Gergely Horváth\*, Sára Sarolta Sztruhala, Gergely Balázs, Gábor Herczeg

5

6 Behavioural Ecology Group, Department of Systematic Zoology and Ecology, ELTE Eötvös  
7 Loránd University, Pázmány Péter sétány 1/C, Budapest, Hungary H-1117

8

9 \*email: [gergely.horvath@ttk.elte.hu](mailto:gergely.horvath@ttk.elte.hu)

10

11 GeH ORCID: 0000-0002-0485-333X

12 SS ORCID: 0000-0002-4432-1899

13 GH ORCID: 0000-0003-0441-342X

14

15 **Abstract**

16 Aggregation (gathering together) and sheltering (hiding in cover) are basic behaviours that  
17 might reduce the risk of predation. However, both behaviours have costs, like increased  
18 competition over resources and high prevalence of contact-spread parasites (aggregation) or  
19 lost opportunities for foraging and mating (sheltering). Therefore, adaptive variation in these  
20 behaviours is expected between populations with varying levels of predation risk. We  
21 compared aggregation and sheltering in surface- (various predators) and cave-adapted (no  
22 predator) populations of the Isopod *Asellus aquaticus* in a common garden experiment. Since  
23 the cave environment is constantly dark, we also tested for population variation in light-  
24 induced behavioural plasticity by applying light treatments. Variation in sheltering was  
25 explained by habitat type: cave individuals sheltered less than surface individuals. We found  
26 high between-population variation in aggregation with or without shelters and their light-  
27 induced plasticity, which were unexplained by habitat type. Cave individuals habituated  
28 (decreased sheltering), while surface individuals showed sensitization (increased sheltering).  
29 We suggest that population variation in sheltering is driven by predation, while variation in  
30 aggregation must be driven by other, unaccounted environmental factors, similarly to light-  
31 induced behavioural plasticity. Based on habituation/sensitization patterns, we suggest that  
32 predation-adapted populations are more sensitive to disturbance related to standard laboratory  
33 procedures.

34

35 **Keywords:** aggregation, *Asellus aquaticus*, cave adaptation, shelter use

36

## 37 **Introduction**

38 Behaviour is perhaps the most plastic quantitative phenotypic trait (West-Eberhard, 2003).  
39 However, despite high plasticity and the potential for a moment-by-moment optimisation to  
40 the prevailing environment, geographic between-population variation within species in  
41 behaviour is evident, suggesting local (genetic) adaptation in behaviour (e.g. Foster, 1999;  
42 Foster & Endler, 1999). There are several examples of between-population behavioural  
43 divergence. For instance, the effect of varying predation pressure on behaviour has been  
44 proven in common frog (*Rana temporaria*) tadpoles (Van Buskirk & Arioli, 2005), nine-  
45 spined stickleback (*Pungitius pungitius*) (Herczeg, Gonda, & Merilä, 2009a) or guppy  
46 (*Poecilia reticulata*) (Magurran & Seghers, 1991, 1994). Such environmentally driven  
47 population divergence in behaviour has been proven to be genetically based in several species  
48 (see Breden, Scott, & Michel, 1987; Brown, Burgess, & Braithwaite, 2007; Herczeg, Ab  
49 Ghani, & Merilä, 2013; Laine *et al.*, 2014).

50

51 Aggregation (gathering together) is a basic behaviour exhibited by many animals (Parrish &  
52 Hamner, 1997; Parrish & Edelman-Keshet, 1999), nevertheless, it does not necessarily imply  
53 any social organization (e.g. antelopes gather for water; Allaby, 1994). Aggregation can be  
54 seen as a form of evolutionary adaptation with multiple advantages (Pitcher, 1986): it might  
55 help terrestrial species avoiding desiccation (Brockett & Hassall, 2005), it could improve  
56 feeding efficiency (Heupel & Simpfendorfer, 2005) and it could provide a mechanism of  
57 defence from predators (Broly *et al.*, 2013). However, aggregation behaviour may also have  
58 costs, such as higher vulnerability to contact-spread parasites, increased competition for  
59 resources and conspicuousness of the group towards predators (Pitcher, 1986; Romey, 1995).  
60 Hence, decreased aggregation is expected in populations where the benefits of the behaviour  
61 are low. For instance, the negative covariance between predation pressure and the social costs

62 of aggregation was proven experimentally (Herczeg, Gonda, & Merilä, 2009b). While many  
63 studies were focusing on aggregation behaviour (schooling, shoaling, flocking, herding) in  
64 vertebrates, it is also well-known in invertebrates (Hassall & Tuck, 2007; Kullmann *et al.*,  
65 2008; Tanaka & Nishi, 2008; Broly *et al.*, 2012).

66

67 Sheltering (hiding under cover) is one of the most straightforward antipredator behaviours,  
68 when it is not applied against some other environmental effects, like too harsh sunlight.

69 Sheltering behaviour has obvious benefits, but it also incurs costs due to lost opportunities  
70 connected to alternative beneficial behaviours, like mate-searching or foraging (e.g. Cooper &  
71 Frederick, 2007; Sih, 1992). We know from previous studies that sheltering behaviour  
72 successfully reduces the risk of predation (Cooper & Frederick, 2007; Kullmann *et al.* 2008).

73 Further, a previous study showed that a marine isopod, *Idothea balthica*, traded shelter for  
74 food (Vesakoski, Merilaita, & Jormalainen, 2008). The antipredatory role of aggregation and  
75 sheltering together with their predation pressure related population variation was supported in  
76 many vertebrate taxa (e.g. fish; Magurran & Seghers, 1994; Griffiths, Armstrong, & Metcalfe,  
77 2003; Heupel & Simpfendorfer, 2005; amphibians: Watt, Nottingham, & Young, 1997;  
78 DeVito, 2003; reptiles: Gardner *et al.*, 2016; birds: Carrascal, Alonso, & Alonso, 1990;  
79 Forsman *et al.*, 1998; Goodenough *et al.*, 2017; mammals: Fryxell, 1991; Treves, Drescher, &  
80 Ingrisano, 2001).

81

82 Environmental conditions in subterranean environments differ drastically from those of the  
83 surface. Caves and related habitats are characterized by the absence of light, food scarcity,  
84 simplified communities and strongly buffered against daily, seasonal and yearly  
85 environmental variation, further, as being physically separated from each other, they represent  
86 natural replicates with no gene flow between them (Culver & Sket, 2000; Gibert &

87 Deharveng, 2002; Tobler *et al.*, 2008; Culver & Pipan, 2009). Importantly, most caves are  
88 free from both vertebrate and invertebrate predators (Culver & Pipan, 2019; White, Culver, &  
89 Pipan, 2019; but see Culver, 1975), in fact, predator avoidance was previously suggested as a  
90 main factor behind cave-colonisation in several insect species (Rivera *et al.*, 2002; Juan &  
91 Emerson, 2010), as well as in Mexican tetra, *Astyanax mexicanus* (Romero, 1985). Further,  
92 recent results indicate the importance of low-predation pressure behind occurrence of the  
93 salamanders *Eurycea lucifuga* and *Speleomantes strinatii* in caves (Salvidio *et al.*, 2017;  
94 Bradley & Eason, 2018; respectively). Intuitively, in populations with longer history of cave-  
95 adaptation, the loss or reduction of anti-predatory responses is expected. In line with this,  
96 empirical results show that predator recognition is maintained in cave-dwelling populations of  
97 Pyrenean newt (*Calotriton asper*), a recent colonist, while such behaviour is lost in the highly  
98 adapted olm (*Proteus anguinus*) (Manenti *et al.*, 2020). Despite of the consensus on the  
99 importance of difference in predation pressure between surface and subterranean habitats,  
100 how between-population environmental variation affects behavioural traits, such as  
101 aggregation and sheltering together is rarely tested at best. Previously, it was shown that in  
102 two cave-dwelling populations of Atlantic molly, *Poecilia mexicana*, fish exhibit reduced  
103 shoaling behaviour (Plath & Schlupp, 2008) and the same pattern was endorsed from multiple  
104 cave-adapted populations of *A. mexicanus* (Kowalko *et al.*, 2013). However, loss of vision  
105 might be a more important factor behind such behavioural differences in these fishes than the  
106 lack of predation (Kowalko *et al.*, 2013).

107

108 Here, we studied population variation in aggregation and sheltering behaviour of common  
109 water louse, *Asellus aquaticus*. In a common garden experiment, we tested aggregation  
110 behaviour with and without shelter, and shelter use in general in a highly specialised cave  
111 population (no predation, permanent darkness) and three surface populations (various

112 predators present, daily light fluctuations. We also applied light treatments (presence/absence)  
113 under common garden settings. Aggregation would hardly increase foraging efficiency of a  
114 detritivorous species feeding on a wide variety of stationary food sources (e.g. living and dead  
115 plant material, together with bacteria and fungi growing on them for surface populations, see  
116 Moore, 1975; Graça et al., 1993; Bloor, 2011; and endogenous bacterial mats in the studied  
117 cave, see Herczeg et al., 2020), and the potential importance of aggregating for mating was  
118 ruled out by involving only males in the study. Hence, we expect that the main environmental  
119 driver of the evolution of aggregation behaviour in our study system is the presence / absence  
120 of predation. The same was expected for sheltering behaviour, because sheltering in the  
121 natural populations is unlikely to provide defence against various forms of environmental  
122 harshness, but predation. Therefore, we predicted that predation-adapted surface *A. aquaticus*  
123 populations are more risk-averse (showing higher levels of aggregation and sheltering) than  
124 the cave population adapted to the lack of predation. Expectations regarding light-induced  
125 plasticity are less straightforward. While vision of cave-adapted *A. aquaticus* is highly  
126 reduced, they are still sensing light (see Protas, Trontelj, & Patel, 2011; Pérez-Moreno,  
127 Balázs, & Bracken-Grissom, 2018; Re et al., 2018) and showing negative phototaxis (Fišer et  
128 al., 2016). Assuming that surface *A. aquaticus* populations are under higher predation risk  
129 during light than at night, we predicted all populations to show higher aggregation and shelter  
130 use when tested in light, the response being the strongest in cave-adapted individuals.

131

## 132 **Material and Methods**

### 133 *Study system*

134 *A. aquaticus* is widespread in a wide variety of surface freshwater habitats across the Western  
135 Palearctic (Verovnik, Sket, & Trontelj, 2005) and successfully colonized caves in Central  
136 Europe on several independent occasions (Verovnik et al., 2005; Verovnik, Prevorčnik, &

137 Jugovic, 2009). Similarly to other cave-dwelling species, cave adapted *A. aquaticus* exhibit  
138 the typical troglomorphic adaptations, like reduced eyes and loss of pigmentation (Pérez-  
139 Moreno *et al.*, 2018; Re *et al.*, 2018).

140

141 Three surface populations and one cave population of *A. aquaticus* were used in the  
142 experiments. All populations live within or in the vicinity of Budapest, Hungary. The Molnár  
143 János Cave (47.518° N, 19.03608° E) is a water-filled cave of hydrothermal origin with a  
144 water temperature of 23-24 °C all year round. Despite the absence of physical barriers, the  
145 population inhabiting the Molnár János Cave has been genetically isolated from surface  
146 populations (including the Malom Lake population, see below) for at least 60 000 years and it  
147 shows the aforementioned troglomorphic adaptations (Pérez-Moreno *et al.* 2017). The only  
148 available food source for this cave population of *A. aquaticus* is endogenous bacterial mats,  
149 visible organic material from the surface does not enter the cave (personal observation). This  
150 latter notion is supported by results from Erőss *et al.* (2006) and Bodor *et al.* (2015), whose  
151 results indicate no hydraulic connection between the Rózsadomb recharge area and the  
152 discharge area of the Boltív Spring (connected to the Molnár János Cave – Malom lake  
153 system). The cave's outflow to the surface forms a small lake (Malom Lake) right at the cave  
154 entrance (47.518° N, 19.03608° E), harbouring the first sampled surface population. Malom  
155 Lake receives natural surface light, but the water temperature is similar that of the cave all  
156 year round. Guppies (*P. reticulata*) were introduced to Malom Lake during the 20th century.  
157 In the absence of other native fish species, guppies, forming a high-density population, are the  
158 main predators of *A. aquaticus* in the Malom Lake (Berczik, 1956; personal observation). The  
159 remaining two surface populations, Gótés Lake (47.59556 ° N, 19.04142° E) and Dunakeszi  
160 Peat-moor (47.615613° N, 19.126392° E) are subject to natural surface light regime and  
161 temperature fluctuations typical to the region. These surface populations are members of a



162 diverse community consisting competitor and predator species, *A. aquaticus* is known to be a  
163 food source for fish and larval dragonflies in surface habitats (Harris, Karlsson Green, &  
164 Pettersson, 2013), while the cave-dwelling population experience low biotic complexity with  
165 a small number of competitors and absence of predators in a stable and predictable  
166 environment.

167

#### 168 *Collecting and housing the experimental animals*

169 Adult animals were collected on 30 October 2019. Samples were collected by hand sorting  
170 with mash net except the subterranean animals from the Molnár János Cave where a modified  
171 Sket-bottle was used (Chevaldonné *et al.*, 2008) and cave diving was necessary. 2019 had an  
172 exceptionally warm autumn in the region (record 19.7 °C daily high temperature in Budapest  
173 on 21 October), hence, water temperature at the surface habitats was similar to the  
174 temperature of thermal water at Malom Lake and Molnár János Cave. After collection,  
175 animals were immediately transported to the facilities of the Biological Institute of Eötvös  
176 Loránd University (Budapest, Hungary). As mentioned above, we used only males to rule out  
177 the potential importance of aggregating for mating. Populations were randomly divided into  
178 two subgroups and individuals were housed together in transparent plastic containers  
179 (volume: 5 L, dimensions: 32cm × 21cm × 11cm, length × width × height, respectively).  
180 Individuals were kept in these containers during the whole experiment (except behavioural  
181 tests, see below). Water collected at the source habitats were used to fill the containers, water  
182 was regularly refilled. We also provided small stones as shelters. Containers were placed in  
183 custom made, light-controlled chambers (see below). Surface populations were acclimated to  
184 a daily light cycle (10h light: 14h dark; controlled by a timer), while the cave-dwelling  
185 population was acclimated to complete darkness and all handling processes were done under

186 red light. The temperature in the lab varied between 23-24 °C. Animals did not receive food  
187 during the acclimation period and experiments.

188

### 189 *Experimental setup*

190 To video-record the animals' behaviour in different light conditions, custom made recording  
191 chambers were built (100 cm × 55 cm × 105 cm; length × width × height). All chambers were  
192 equipped with two light sources: LEDs imitating daylight (4500 K, CRI > 90) at the top and  
193 infrared LEDs (920 nm) at the bottom. This infrared wavelength is out of the visible range of  
194 the animals (Dember & Richman, 2012). The chambers were closed from sides with non-  
195 transparent black plastic boards so that light did not scatter inside/ outside of the chambers.  
196 Inside each chamber, we mounted a webcam (Logitech C920 FullHD; Logitech, Lausanne,  
197 Switzerland) that was modified to improve the quality of videos recorded in infrared light.  
198 OBS Studio software (OBS Studio Contributors) was used to capture videos at 5 frames per  
199 second at HD resolution (1280 x 720).

200

201 We tested sheltering behaviour and aggregation in the presence of shelters on 1 November  
202 2019. The experimental set-up consisted of circular arenas (Petri-dishes, diameter 140 mm).  
203 The bottom of all Petri dishes was coarsened with emery paper to enable animals' normal  
204 movement (Fišer *et al.*, 2019). These Petri dishes were housing the tested groups (see below).  
205 Five shelters, made of red glass were placed into the arenas (red glass reduces light intensities  
206 and filters the spectrum of light; Devigne *et al.*, 2011). The shelters were quadratic in shape (3  
207 cm wide), each of them was placed equal distances from each other inside the arenas. One  
208 side of the shelter was raised slightly with a tiny piece of glass so the animals could crawl  
209 under and receive thigmotactic stimuli (Fišer *et al.* 2019).

210

211 Animals within population were randomly divided into six groups (five individuals in each  
212 group, sampled from the two holding tanks per population randomly). The groups were placed  
213 into small removable cylinders (diameter = 28 mm) located in the centre of the Petri-dishes.  
214 The 24 Petri-dishes were randomly divided between two recording chambers. After ca. three  
215 minutes of acclimation, the cylinders were removed and the video-recording has started. Each  
216 group was tested both in the presence and absence of light, treatments having different order  
217 in the recording chambers. After 150 min of recording, light regimes were changed in the  
218 recording chambers and a second recording-period of 150 min started. Infrared light was on  
219 for all tests, as it was needed for video recording. Aggregation in the absence of shelters were  
220 tested on 5 November 2019. The experimental set-up was similar as in the previous  
221 experiment, except that individuals' behaviour was assessed in the absence of shelters.

222

223 For the video analyses, the first and the last 30 minutes of recording were used (hereafter:  
224 recording period) to see how behaviour changed along the experiment. Aggregation behaviour  
225 in the presence of shelters was quantified by the average number of animals under the  
226 occupied shelters (hereafter: 'shelter sharing') at a given observation. Sheltering behaviour  
227 was represented by the proportion of animals under shelter (hereafter 'sheltering') at a given  
228 observation. Each behavioural variable was recorded in every third minute within these  
229 recording periods, which left us 20 observations per Petri-dish altogether (10 observations per  
230 recording perios). To quantify aggregation behaviour in the absence of shelters, we measured  
231 the distance between all pairs within the groups for every observation and then calculated the  
232 mean of these distances, thus, there was only one number per group for every observation  
233 describing group cohesion (hereafter: 'distance'). For measuring the distances between  
234 individuals, we used ImageJ software (Schneider, Rasband, & Eliceiri, 2012). Note that  
235 individual (non-averaged) data could be analysed too, but adding the extra level of hierarchy

236 to the model would make the model problematic. However, we ran this model too and it  
237 yielded qualitatively similar results to the analysis of averaged data, and thus we only report  
238 the latter.

239

#### 240 *Statistical analyses*

241 For analysing distance, shelter sharing and sheltering, we ran separate linear mixed models  
242 (LMMs) by using the packages *lme4* (Bates *et al.*, 2015) and *lmerTest* (Kuznetsova,  
243 Brockhoff, & Christensen, 2016) available in the RStudio interface 1.2.5001 (RStudio Team,  
244 2020). All models were built with population, treatment (light vs. dark), recording periodt  
245 (beginning vs. end period of the experiment) and their interactions as fixed effects. Because  
246 interpreting three-way factorial interactions is highly problematic, we included only the two-  
247 way interactions. Order of trial (first vs. second run within a day) was treated as a nuisance  
248 variable and we included it in the models a single fixed effect. For the model on shelter  
249 sharing, the number of individuals hiding was also added as a fixed effect for correction. In  
250 this model, we excluded observations where less than two individuals were hiding. Group  
251 identity was also added to the models as a random effect to control for the non-independence  
252 in the data. In these models, fixed effects were tested by Wald's chi-square tests and random  
253 effects by likelihood ratio tests. Sheltering (proportion data) was arcsine transformed  
254 (following Sokal & Rohlf, 2012) to stabilize variances. We also report the proportion of  
255 explained variance by the fixed factors (marginal  $R^2$ ) and by both fixed and random factors  
256 (conditional  $R^2$ ) available in the *MuMIn* package (Barton, 2009).

257

#### 258 **Results**

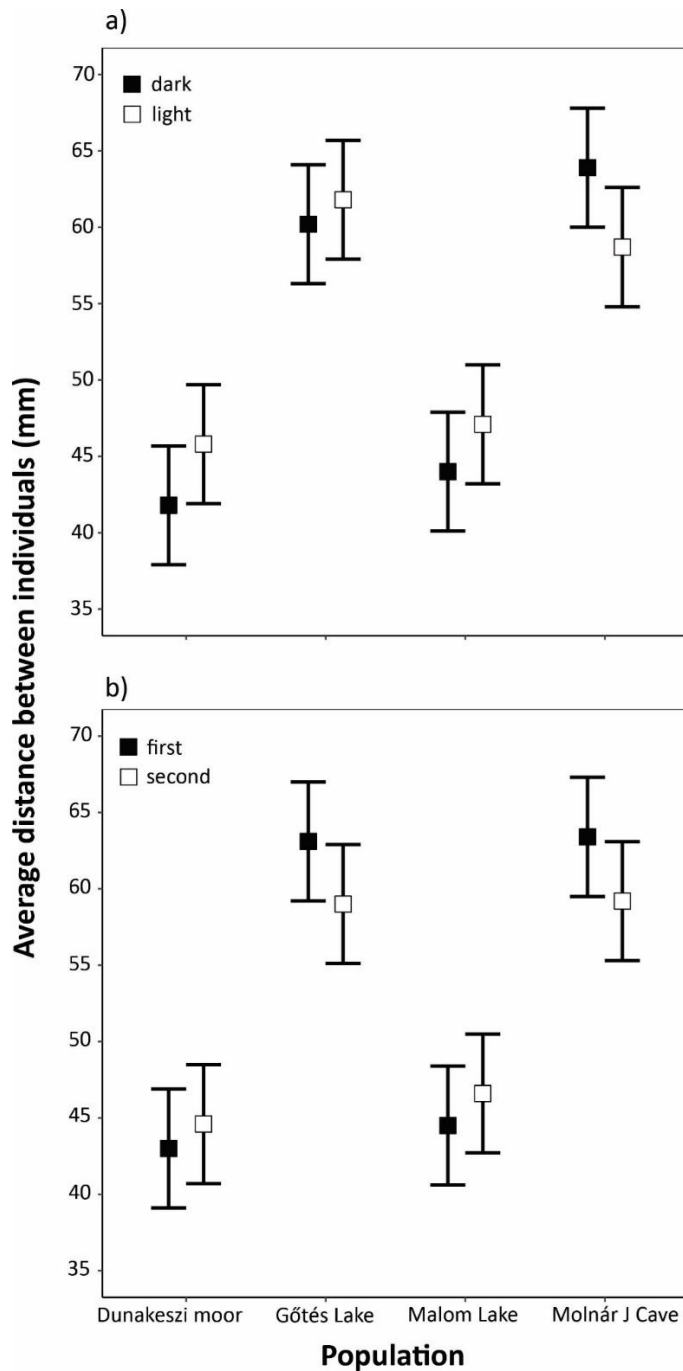
259 The LMM on distance revealed significant population  $\times$  treatment and population  $\times$  recording  
260 period interactions (Table 1). However, the only strong pattern was among populations:

261 individuals from the Molnár János Cave and Gótés Lake aggregated significantly less than  
 262 individuals from Malom Lake and Dunakeszi Moor (Fig 1 a, b). The population  $\times$  treatment  
 263 interaction patterns were rather weak and inconsistent, suggesting that the cave population  
 264 aggregates more in light, while the surface populations aggregate more in dark than in light.  
 265 The population  $\times$  recording period interaction showed weak trends suggesting that  
 266 populations with higher aggregation increased, while populations with lower aggregation  
 267 decreased aggregation along the observation. Order of trial was also significant (Table 1),  
 268 individuals aggregated less in the second round of the experiment than in the first (data not  
 269 shown). The fixed effects explained 23.4% of the total variance, while the full models  
 270 explained 49% which can be seen as sufficient explanatory power for behavioural variables.  
 271 For the non-significant effects see Table 1.

272

273 **Table 1.** Result of Linear Mixed Model on aggregation behaviour in the absence of shelters in  
 274 *Asellus aquaticus*. Significant effects are in bold font.

| Model term   | $\chi^2$ (df)     | <i>P</i>          |
|--|-------------------|-------------------|
| <i>Fixed effects</i>                                   |                   |                   |
| <b>population</b>                                      | <b>510.17 (4)</b> | <b>&lt; 0.001</b> |
| treatment  | 1.04 (1)          | 0.31              |
| recording period                                       | 1.78 (1)          | 0.18              |
| <b>order of trial</b>                                  | <b>4.22 (1)</b>   | <b>0.04</b>       |
| <b>population <math>\times</math> treatment</b>        | <b>18.52 (1)</b>  | <b>&lt; 0.001</b> |
| <b>population <math>\times</math> recording period</b> | <b>12.83 (3)</b>  | <b>0.005</b>      |
| treatment $\times$ recording period                    | 0.43 (1)          | 0.51              |
| <i>Random effects</i>                                  |                   |                   |
| <b>Group</b>   | <b>269.27 (1)</b> | <b>&lt; 0.001</b> |



275

276 Fig.1. Aggregation in the absence of shelters in the four tested populations of *Asellus*

277 *aquaticus*. a) aggregation in the in the presence vs. absence of light. b) aggregation in the

278 first vs. second recording period. Least square means  $\pm$  standard errors are shown.

279

280 Results of LMM on shelter sharing revealed significant population  $\times$  treatment and population

281  $\times$  recording period interactions (Table 2). The population  $\times$  treatment interaction is based on

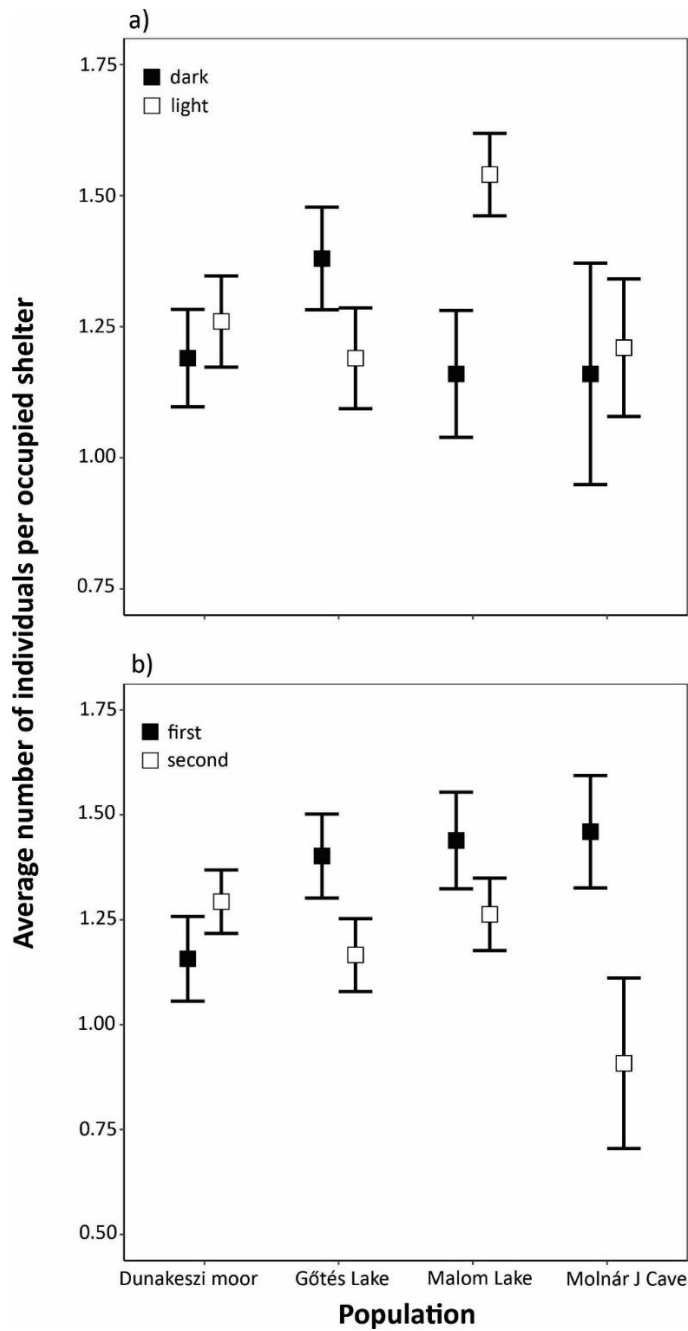
282 Malom Lake animals showing increased aggregation as a response to light, Gótes Lake  
 283 individuals showing a weaker opposite response, while the remaining populations showing no  
 284 response (Fig. 2a). The population  $\times$  recording period interaction revealed that all but the  
 285 Dunakeszi moor individuals tended to increase aggregation along the experiment, Molnár  
 286 János Cave individuals showing the strongest response (Fig. 2b). Number of individuals  
 287 hiding had the obvious effect: when more individuals were under shelter, shelter sharing  
 288 increased (data not shown). The fixed effects explained 14.6% of the total variance, while the  
 289 full models explained 21.3% which can be seen as sufficient explanatory power for  
 290 behavioural variables. For the non-significant effects see Table 2.

291

292 **Table 2.** Result of Linear Mixed Model on aggregation behaviour under shelters in *Asellus*  
 293 *aquaticus*. Significant effects are in bold font.

| Model term   | $\chi^2$ (df)    | <i>P</i>          |
|--|------------------|-------------------|
| <i>Fixed effects</i>                                   |                  |                   |
| <b>population</b>                                      | <b>57.55 (4)</b> | <b>&lt; 0.001</b> |
| treatment  | 0.78 (1)         | 0.38              |
| <b>recording period</b>                                | <b>6.03 (1)</b>  | <b>0.01</b>       |
| order of trial   | 2.29 (1)         | 0.13              |
| <b>number of individuals hiding</b>                    | <b>6.27 (1)</b>  | <b>0.01</b>       |
| <b>population <math>\times</math> treatment</b>        | <b>11.79 (3)</b> | <b>0.008</b>      |
| <b>population <math>\times</math> recording period</b> | <b>13.56 (3)</b> | <b>0.004</b>      |
| treatment $\times$ recording period                    | 0.31 (1)         | 0.58              |
| <i>Random effects</i>                                  |                  |                   |
| <b>Group</b>   | <b>6.24 (1)</b>  | <b>0.01</b>       |

294



295

296 Fig.2. Aggregation under shelters in the four tested populations of *Asellus aquaticus*. a)

297 aggregation in the in the presence vs. absence of light. b) aggregation in the first vs. second

298 recording period. Least square means  $\pm$  standard errors are shown.

299

300 LMM on sheltering revealed significant population  $\times$  treatment, population  $\times$  recording period

301 and treatment  $\times$  recording period interactions (Table 3). The population  $\times$  treatment

302 interaction showed that all populations tended to shelter more in the light treatment than in the



303 dark treatment, but this reaction was particularly strong in the Malom Lake population (Fig.  
304 3a). The population  $\times$  recording period interaction revealed that sheltering was similar across  
305 the four populations at the beginning of the experiment, while towards the end of the  
306 experiment surface populations sheltered more and the cave population sheltered less (Fig.  
307 3b). The treatment  $\times$  recording period interaction indicated that the increase in sheltering  
308 along the experiment was stronger in the light, than in the dark treatment (data not shown).  
309 The population trends were also clear, cave-adapted individuals sheltered less than their  
310 surface conspecifics (Fig. 3a, b). Order of trial was also significant (Table 3), individuals  
311 sheltered more in the second round of the experiment than in the first (data not shown). The  
312 fixed effects explained 23.3% of the total variance, while the full models explained 34.6%  
313 which can be seen as sufficient explanatory power for behavioural variables. For the non-  
314 significant effects see Table 3.

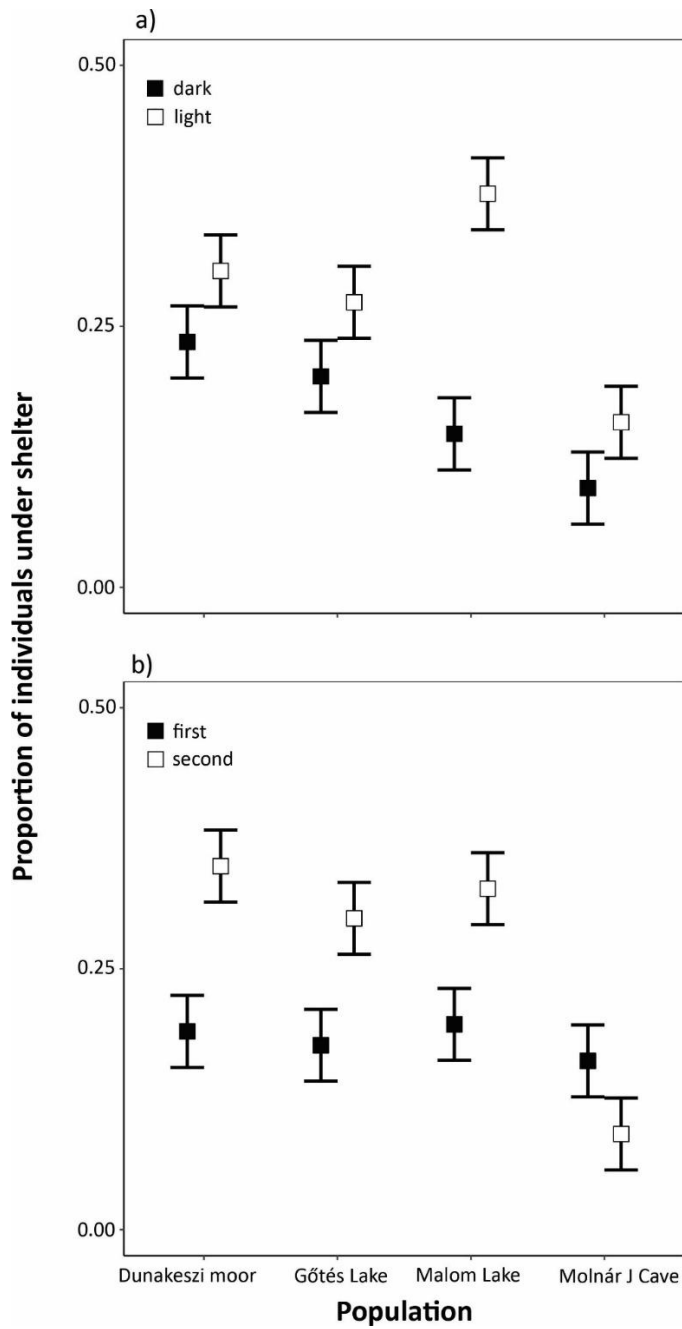
315

316 **Table 3.** Result of Linear Mixed Model on sheltering behaviour in *Asellus aquaticus*.

317 Significant effects are in bold font.

| Model term                           | $\chi^2$ (df)     | <i>P</i>          |
|--------------------------------------|-------------------|-------------------|
| <i>Fixed effects</i>                 |                   |                   |
| <b>population</b>                    | <b>278.31 (4)</b> | <b>&lt; 0.001</b> |
| <b>treatment</b>                     | <b>81.88 (1)</b>  | <b>&lt; 0.001</b> |
| <b>recording period</b>              | <b>42.44 (1)</b>  | <b>&lt; 0.001</b> |
| <b>order of trial</b>                | <b>16.92 (1)</b>  | <b>&lt; 0.001</b> |
| <b>population × treatment</b>        | <b>33.00 (3)</b>  | <b>&lt; 0.001</b> |
| <b>population × recording period</b> | <b>69.56 (3)</b>  | <b>&lt; 0.001</b> |
| <b>treatment × recording period</b>  | <b>9.18 (1)</b>   | <b>&lt; 0.001</b> |
| <i>Random effects</i>                |                   |                   |
| <b>Group</b>                         | <b>87.65 (1)</b>  | <b>&lt; 0.001</b> |

318



319

320 Fig.3. Sheltering in the four tested populations of *Asellus aquaticus*. a) sheltering in the

321 presence vs. absence of light. b) sheltering in the first vs. second recording period. Least

322 square means  $\pm$  standard errors are shown.

323

324 **Discussion**

325 Aggregation and sheltering behaviours could be seen as two potential forms of evolutionary  
326 adaptation that gives animals multiple advantages, including increased defence against  
327 predators. In the present study, we tested hypotheses about how the predator-free cave  
328 environment select for decreased aggregation and sheltering, and how cave-adaptation affects  
329 behavioural responses to changing light conditions in the widely distributed habitat generalist  
330 *A. aquaticus*, a small freshwater isopod that successfully colonises caves. We tested these  
331 hypotheses in a manipulative common garden experiment based on three surface and one  
332 cave-adapted (showing troglomorphic phenotype and being genetically isolated from surface  
333 populations at least 60,000 years ago; Pérez-Moreno et al., 2017) populations. The results are  
334 mixed, in some cases supporting our predictions, in others rejecting it, while some unexpected  
335 patterns got also revealed.

336

337 *Aggregation*

338 Contrary to our initial prediction, we found no systematic differences in aggregation  
339 behaviour among surface- and cave-dwelling *A. aquaticus* in an environment without shelters.  
340 However, we found high between-population variation, two surface populations showing  
341 considerably higher tendency for aggregation than the cave population and the third surface  
342 population (Götés Lake). It is possible that the Götés Lake population experiences lower than  
343 expected predation pressure (we have no detailed fauna list with density estimates from the  
344 studied populations), or some other environmental factor is responsible for the population  
345 variation. For instance, it is possible that in Götés Lake, more aggressive male *A. aquaticus*  
346 are favoured than in the other surface populations, resulting in the reported patterns. Note that  
347 aggression and sociability are different personality traits (sensu Réale et al., 2007), hence,  
348 they can potentially evolve independently. Aggregation behaviour might also be connected to

349 other functions than predator avoidance. For instance, aggregation could reduce the time spent  
350 on finding mating partners and provide increased number of mating opportunities (Beauche &  
351 Richard 2013) and thus this behaviour might be affected by local population densities or  
352 variation in operative sex ratios. According to a previous study, aggregation might be related  
353 to feeding behaviour (Heupel & Simpfendorfer 2005). However, based on our knowledge, *A.*  
354 *aquaticus* is a detritivorous species feeding on various living and dead plant material in its  
355 surface habitats, and on endogenous bacterial mats in Molnár János Cave (Herczeg et al.,  
356 2020 and references therein), thus, it is improbable that aggregation yields any foraging  
357 benefits for the species.

358

359 Animals are not only aggregating in the open or during activity but they also often aggregate  
360 under shelters, during inactivity (Devigne *et al.*, 2011). In a previous study on common rough  
361 woodlouse (*Porcellio scaber* Latreille, 1804), where aggregation under shelters is generally  
362 observed and individuals are showing strong thigmotaxis, researchers found the same  
363 dynamics of aggregation in the presence or absence of shelters (Devigne et al. 2011; Broly et  
364 al. 2012). It has also been experimentally shown that when groups of rough woodlouse in  
365 bright arenas were offered two dark shelters, almost 80% of individuals in a group aggregated  
366 under one shelter (Broly & Devigne, 2011; Broly et al. 2012). Hence, shelter use is often non-  
367 random, individuals can prefer shelters that are already occupied, choosing shelters with  
368 larger aggregations. We expected similar patterns regarding aggregation under shelters than  
369 without shelter, assuming that aggregation under shelters might have a relevance against  
370 predators. However, there were no clear population trends between the cave population and  
371 the surface populations.

372

373 Regarding the light treatment, considering the (i) night activity of surface *A. aquaticus*  
374 (Andrikovics, 1981), (ii) expected higher predation pressure during daylight for the surface  
375 populations and (iii) the negative phototaxis of the cave population, we predicted higher  
376 aggregation in the light than in the dark treatment, the effect being the strongest in the cave  
377 population. When we tested for aggregation without shelters, the results contradicted the  
378 prediction. We note that despite the significant population  $\times$  light treatment interaction, the  
379 actual patterns seem somewhat weak. While the cave population aggregated more in light  
380 than in dark, the surface populations rather tended to aggregate more in dark than in light or  
381 showed no response. Hence, there are some indirect signs of the expected negative phototaxis  
382 in the cave population. However, the surface populations behaved in an unexpected way, and  
383 we can only speculate about the reasons. For instance, it is plausible that some social activity  
384 might take place in darkness. Surface *A. aquaticus* is intuitively assumed to have diurnal  
385 activity and they are indeed active during the light period. However, Andrikovics (1981)  
386 showed that the trappability of the species is three times higher during night than during  
387 daylight when using passive traps, suggesting higher movement activity during night.  
388 Previous experiments of ours reproduced these results under laboratory settings  
389 (unpublished). Hence, the species seems to show activity all around the clock. However, even  
390 though it is possible that some sort of increased social activity results in higher aggregations  
391 during night, but such activity among male individuals is yet unknown. Another potential  
392 explanation is increased male-male aggression during the day, but again, we have no data  
393 about it. Finally, it is possible that predation pressure is – contrary to our expectations – is  
394 higher during the night than during daylight. However, there is no data about the relative  
395 changes in predation pressure during a day. To answer this question, future research is to be  
396 done on the species' ecology and behaviour in the wild.

397

398 In the case of aggregation under shelters, there was a weak trend for stronger aggregation in  
399 the dark in Götés Lake, while we found a strong pattern only in Malom Lake, where  
400 individuals aggregated under the shelters much stronger in the light than in the dark treatment.  
401 During the 20th century, guppies (non-native in Hungary) were introduced to the Malom  
402 Lake, and to our knowledge, there are no native fish species present and we never observed  
403 large insect predators (e.g. dragonfly larvae, Dytiscidae, etc.) in the lake. As a consequence,  
404 guppies are under negligible predatory risk and their density in the lake is high. We repeatedly  
405 observed groups of guppies feeding on *A. aquaticus*. As guppies are diurnal, *A. aquaticus*  
406 might suffer extremely higher predation pressure during the day, which explains the increased  
407 aggregation observed in the light treatment.

408

#### 409 *Sheltering*

410 We predicted that the cave-adapted population, evolving under the lack of predation, will use  
411 shelters less than the surface populations under presumably different, but definitely significant  
412 predation risk. Previously, Fišer et al. (2019) showed that shelter-seeking behaviour exists in  
413 *A. aquaticus*, but their results about differences between cave and surface populations were  
414 inconsistent, as only one cave population showed the expected decrease in shelter use. Here,  
415 the prediction was supported, as *A. aquaticus* from the Molnár János Cave sheltered less than  
416 the surface populations. Obviously, we studied only one cave population, hence the results  
417 cannot be generalised, but it shows that the reduced shelter use in one cave population in Fišer  
418 et al.'s (2019) study is not an exception.

419

420 We also predicted, based on similar grounds that is explained in the previous subchapter, that  
421 (i) shelter use will be higher under light than under dark conditions and (ii) the difference will  
422 be more pronounced in the cave than in the surface populations. Our findings support the first

423 prediction, but not the second. All populations sheltered more in the light treatment.  
424 Interestingly, the reaction norms were similar in all populations but the Malom Lake, which  
425 showed an elevated response. This pattern is congruent with our findings regarding  
426 aggregation under shelters, where we also reported an elevated response to light in Malom  
427 Lake. We believe that the explanation is the same: elevated shelter use and forming larger  
428 aggregations under shelters in light are adaptations to the high predation pressure induced by  
429 the diurnal guppies in Malom Lake.

430

#### 431 *Habituation patterns*

432 All above discussed behaviours were recorded both in the beginning and at the end of the  
433 given observation period. We assumed that the beginning (being placed in the cylinder or an  
434 abrupt change in light conditions) of the experiment is perceived as stressful by the focal  
435 animals and thus they should behave differently compared to the end of the experiment after  
436 90 minutes elapsed without disturbance. According to Blumstein (2016), ‘Habituation is a  
437 process that leads to decreased responsiveness to a stimulus with repeated presentation and is  
438 often adaptive in that it makes it less likely that individuals will respond to harmless stimuli’.  
439 In contrast, a reverse mechanism, known as sensitization, intensifies behavioural response to  
440 constant stimulation (Bee, 2001; Stamps, Briffa, & Biro, 2012). If we treat being in a novel  
441 environment/situation as a permanent stimulus, the behavioural change during our experiment  
442 can be seen as a form of habituation (e.g. Herczeg et al., 2019). Hypothesizing that cave *A.*  
443 *aquaticus* adapted to the lack of predation will be less sensitive, we predicted that the cave  
444 population will express quicker/stronger habituation. Even though we detected a significant  
445 population  $\times$  recording period interaction in all studied behaviours, the results are mixed.  
446 Regarding aggregation in the absence of shelters, the significant population variation in  
447 habituation revealed a weak pattern: populations with higher aggregation tended to increase,



448 while populations with lower aggregation tended to decrease aggregation along the  
449 observation period. Whether this pattern can be seen as support for sensitisation in some and  
450 habituation in the other populations (*sensu* Blumstein 2016) warrants further targeted studies.  
451 In aggregation under shelter, the Molnár János Cave population showed the strongest  
452 habituation by decreasing aggregation behaviour along the experiment. This can be seen as a  
453 pattern supporting our prediction. However, when testing the same question in sheltering  
454 behaviour, we found that the surface populations changed their behaviour more during the  
455 experiment by increasing sheltering (sensitisation), while the cave population showed only a  
456 small decrease (habituation). Even though our prediction was not supported, we believe that  
457 population variation in habituation/sensitisation governed by differences in predation pressure  
458 is an interesting idea worth pursuing in the future.

459

#### 460 *Conclusions*

461 Taken together, we tested how does the adaptation to the predator-free, permanently dark cave  
462 environment affect aggregation and sheltering behaviours and their light-induced plasticity in  
463 *A. aquaticus*. We predicted that cave *A. aquaticus* will show decreased aggregation and  
464 sheltering, and stronger (negative) light-induced plasticity than surface *A. aquaticus*. We got  
465 mixed results. Only results about sheltering behaviour supported the predictions. However,  
466 we detected various population differences in aggregation, and light- induced plasticity in  
467 general, which were unexplained by habitat type. We conclude that population divergence in  
468 aggregation is explained by other factors than the ones differing systematically between cave  
469 *vs.* surface habitats. Besides further laboratory studies including more populations and also  
470 females, understanding this system warrants extensive field surveys to reveal the relevant  
471 factors in environmental variation. More behavioural tests will be also needed for the  
472 separation of the roles of sociability and aggression in the variation of aggregation behaviour.

473

#### 474 **Acknowledgements**

475 We are thankful for Hajriz Berisha and Viktória Nyitrai for their help during the field work  
476 and the experiments. The project was funded by the National Research, Development and  
477 Innovation Office for international cooperation (SNN 125627). GeH also gained support from  
478 the Postdoctoral research grant of the National Research, Development and Innovation Office  
479 (PD 132041). GB was supported by the ÚNKP-20-4 New National Excellence Program of the  
480 Ministry of Innovation and Technology from the source of the National Research,  
481 Development and Innovation Office.

482

#### 483 **Data availability**

484 Data will be deposited in Figshare upon publication

485

#### 486 **Conflict of interest**

487 The authors declare no conflict of interest

488

#### 489 **Author contributions**

490 All authors designed the study; GeH, SS and GB collected the data; GeH and SS analysed the  
491 data with a substantial contribution from GH; GeH drafted the manuscript with substantial a  
492 contribution from SS and GH; all authors reviewed the manuscript and gave final approval for  
493 publication

494

#### 495 **Literature**

496 **Allaby M. 1994.** *Dictionary of ecology*. Oxford University Press.

497 **Andrikovics S. 1981.** Further Data to the Daily Migration of the Larvae of Aquatic Insects.

498 *Opuscula zoologica Instituti Zoosystematici et Oecologici Universitatis Budapestiensis* **17**–

499 **18**: 49–55.

500 **Barton K. 2009.** Mu-MIn: Multi-model inference. R Package Version 0.12.2/r18.

501 **Bates D, Mächler M, Bolker BM & Walker SC. 2015.** Fitting linear mixed-effects models  
502 using lme4. *Journal of Statistical Software* **67**.

503 **Bee M a. 2001.** Habituation and sensitization of aggression in bullfrogs (*Rana catesbeiana*):  
504 testing the dual-process theory of habituation. *Journal of comparative psychology* **115**: 307–  
505 316.

506 **Berczik Á. 1956.** Újabb hidrobiológiai vizsgálatok a Lukács gyógyfürdő Malom-taván.  
507 *Állattani Közlemények* **45**: 35–44.

508 **Bloor MC. 2011.** Dietary preference of *Gammarus pulex* and *Asellus aquaticus* during a  
509 laboratory breeding programme for ecotoxicological studies. *International Journal of Zoology*  
510 **2011**.

511 **Blumstein DT. 2016.** Habituation and sensitization: new thoughts about old ideas. *Animal*  
512 *Behaviour* **120**: 255–262.

513 **Bodor P, Eröss A, Mádlné Szőnyi J & Kovács J. 2015.** A csapadék hatása a rózsadombi  
514 források utánpótlódási és megcsapolódási területén. *Földtani Közlöny* **145**: 385–395.

515 **Bradley JG & Eason PK. 2018.** Predation risk and microhabitat selection by cave  
516 salamanders, *Eurycea lucifuga* (Rafinesque, 1822). *Behaviour* **155**: 841–859.

517 **Breden F, Scott M & Michel E. 1987.** Genetic Differentiation for Anti-predator Behaviour  
518 in the Trinidad Guppy, *Poecilia reticulata*. *Animal Behaviour* **35**: 618–620.

519 **Brockett BFT & Hassall M. 2005.** The existence of an Allee effect in populations of  
520 *Porcellio scaber* (Isopoda: Oniscidea). *European Journal of Soil Biology* **41**: 123–127.

521 **Broly P, Mullier R, Deneubourg JL & Devigne C. 2012.** Aggregation in woodlice: Social  
522 interaction and density effects. *ZooKeys* **176**: 133–144.

523 **Broly P, Deneubourg JL & Devigne C. 2013.** Benefits of aggregation in woodlice: A factor

524 in the terrestrialization process? *Insectes Sociaux* **60**: 419–435.

525 **Broly P & Devigne C. 2011.** Aggregation in woodlice: analysis of social component of the  
526 process. In: *8th International Symposium of Terrestrial Isopod Biology*. Bled.

527 **Brown C, Burgess F & Braithwaite VA. 2007.** Heritable and experiential effects on  
528 boldness in a tropical poeciliid. *Behavioral Ecology and Sociobiology* **62**: 237–243.

529 **Van Buskirk J & Arioli M. 2005.** Habitat specialization and adaptive phenotypic divergence  
530 of anuran populations. *Journal of Evolutionary Biology* **18**: 596–608.

531 **Carrascal LM, Alonso JC & Alonso JA. 1990.** Aggregation size and foraging behaviour of  
532 white storks *Ciconia ciconia* during the breeding season. *Ardea* **78**: 399–404.

533 **Chevaldonné P, Sket B, Marschal C, Lejeusne C & Calado R. 2008.** Improvements to the  
534 ‘Sket bottle’: A simple manual device for sampling small crustaceans from marine caves and  
535 other cryptic habitats. *Journal of Crustacean Biology* **28**: 185–188.

536 **Cooper WE & Frederick WG. 2007.** Optimal time to emerge from refuge. *Biological*  
537 *Journal of the Linnean Society* **91**: 375–382.

538 **Culver DC. 1975.** Interaction between competition and predation in cave stream communities.  
539 *International Journal of Speleology* **7**: 229–245.

540 **Culver DC & Pipan T. 2009.** *The Biology of Caves and Other Subterranean Habitats*.  
541 Oxford University Press.

542 **Culver DC & Pipan T. 2019.** *Biology of Caves and Other Subterranean Habitats*. Oxford  
543 University Press.

544 **Culver DC & Sket B. 2000.** Hotspots of subterranean biodiversity in caves and wells.  
545 *Journal of Cave and Karst Studies* **62**: 11–17.

546 **Dember W & Richman C. 2012.** *Spontaneous alternation behavior*. Springer Science &  
547 Business Media.

548 **Devigne C, Broly P & Deneubourg JL. 2011.** Individual preferences and social interactions

549 determine the aggregation of woodlice. *PLoS ONE* **6**.

550 **DeVito J. 2003.** Metamorphic synchrony and aggregation as antipredator responses in  
551 American toads. *Oikos* **103**: 75–80.

552 **Eróss A, Mádl-Szőnyi J, Mindszenty A & Müller I. 2006.** Conclusions from a negative  
553 tracer test in the urban thermal karst area, Budapest, Hungary. In: Tellam J, Rivett M,  
554 Israfilov R, eds. *Urban Groundwater Management and Sustainability*. Springer, 289–298.

555 **Fišer Ž, Novak L, Luštrik R & Fišer C. 2016.** Light triggers habitat choice of eyeless  
556 subterranean but not of eyed surface amphipods. *Die Naturwissenschaften* **103**: 7.

557 **Fišer Ž, Prevorčnik S, Lozej N & Trontelj P. 2019.** No need to hide in caves: shelter-  
558 seeking behavior of surface and cave ecomorphs of *Asellus aquaticus* (Isopoda: Crustacea).  
559 *Zoology* **134**: 58–65.

560 **Forsman JT, Monkkonen M, Inkeroinen J & Reunanen P. 1998.** Aggregate Dispersion of  
561 Birds after Encountering a Predator: Experimental Evidence. *Journal of Avian Biology* **29**: 44.

562 **Foster SA. 1999.** The geography of behaviour: An evolutionary perspective. *Trends in*  
563 *Ecology and Evolution* **14**: 190–195.

564 **Foster SA & Endler JA (Eds.). 1999.** *Geographic variation in behavior: perspectives on*  
565 *evolutionary mechanisms*. Oxford University Press.

566 **Fryxell JM. 1991.** Forage quality and aggregation by large herbivores. *American Naturalist*  
567 **138**: 478–498.

568 **Gardner MG, Pearson SK, Johnston GR & Schwarz MP. 2016.** Group living in squamate  
569 reptiles: a review of evidence for stable aggregations. *Biological Reviews* **91**: 925–936.

570 **Gibert J & Deharveng L. 2002.** Subterranean Ecosystems: A Truncated Functional  
571 Biodiversity. *BioScience* **52**: 473.

572 **Goodenough AE, Little N, Carpenter WS & Hart AG. 2017.** Birds of a feather flock  
573 together: Insights into starling murmuration behaviour revealed using citizen science. *PLoS*

574 *ONE* **12**: 1–18.

575 **Graça AMAS, Maltby L, Calow P & Url S. 1993.** Importance of Fungi in the Diet of  
576 *Gammarus pulex* and *Asellus aquaticus* I: Feeding Strategies. *Oecologia* **93**: 139–144.

577 **Griffiths SW, Armstrong JD & Metcalfe NB. 2003.** The cost of aggregation: Juvenile  
578 salmon avoid sharing winter refuges with siblings. *Behavioral Ecology* **14**: 602–606.

579 **Harris S, Karlsson Green K & Pettersson LB. 2013.** Predator faunas past and present:  
580 Quantifying the influence of waterborne cues in divergent ecotypes of the isopod *Asellus*  
581 *aquaticus*. *Oecologia* **173**: 791–799.

582 **Hassall M & Tuck JM. 2007.** Sheltering behavior of terrestrial isopods in grasslands.  
583 *Invertebrate Biology* **126**: 46–56.

584 **Herczeg G, Urszán TJ, Orf S, Nagy G, Kotrschal A & Kolm N. 2019.** Brain size predicts  
585 behavioural plasticity in guppies (*Poecilia reticulata*): An experiment. *Journal of Evolutionary*  
586 *Biology* **32**: 218–226.

587 **Herczeg G, Hafenscher VP, Balázs G, Fišer Ž & Horváth SK fišer G. 2020.** Is foraging  
588 innovation lost following colonisation of a less variable environment? A case study in  
589 surface- vs. cave- dwelling *Asellus aquaticus*. *Ecology and Evolution* **10**: 5323–5331.

590 **Herczeg G, Ab Ghani NI & Merilä J. 2013.** Evolution of stickleback feeding behaviour:  
591 Genetics of population divergence at different ontogenetic stages. *Journal of Evolutionary*  
592 *Biology* **26**: 955–962.

593 **Herczeg G, Gonda A & Merilä J. 2009a.** Predation mediated population divergence in  
594 complex behaviour of nine-spined stickleback (*Pungitius pungitius*). *Journal of Evolutionary*  
595 *Biology* **22**: 544–552.

596 **Herczeg G, Gonda A & Merilä J. 2009b.** The social cost of shoaling covaries with predation  
597 risk in nine-spined stickleback, *Pungitius pungitius*, populations. *Animal Behaviour* **77**: 575–  
598 580.

599 **Heupel MR & Simpfendorfer CA. 2005.** Quantitative analysis of aggregation behavior in  
600 juvenile blacktip sharks. *Marine Biology* **147**: 1239–1249.

601 **Juan C & Emerson BC. 2010.** Evolution underground: Shedding light on the diversification  
602 of subterranean insects. *Journal of Biology* **9**.

603 **Kowalko JE, Rohner N, Rompani SB, Peterson BK, Linden TA, Yoshizawa M, Kay EH,**  
604 **Weber J, Hoekstra HE, Jeffery WR, Borowsky R & Tabin CJ. 2013.** Loss of schooling  
605 behavior in cavefish through sight-dependent and sight-independent mechanisms. *Current*  
606 *Biology* **23**: 1874–1883.

607 **Kullmann H, Thünken T, Baldauf SA, Bakker TCM & Frommen JG. 2008.** Fish odour  
608 triggers conspecific attraction behaviour in an aquatic invertebrate. *Biology Letters* **4**: 458–  
609 460.

610 **Kuznetsova A, Brockhoff PB & Christensen RHB. 2016.** lmerTest Package: Tests in  
611 Linear Mixed Effects Models, R package version 2.0–33.

612 **Laine VN, Herczeg G, Shikano T, Vilkki J & Merilä J. 2014.** QTL analysis of behavior in  
613 nine-spined sticklebacks (*Pungitius pungitius*). *Behavior Genetics* **44**: 77–88.

614 **Magurran AE & Seghers BH. 1991.** Variation in Schooling and Aggression Amongst  
615 Guppy (*Poecilia Reticulata*) Populations in Trinidad. *Behaviour* **118**: 214–234.

616 **Magurran AE & Seghers BH. 1994.** Predator Inspection Behaviour Covaries with  
617 Schooling Tendency Amongst Wild Guppy, *Poecilia Reticulata*, Populations in Trinidad.  
618 *Behaviour* **128**: 121–134.

619 **Manenti R, Melotto A, Guillaume O, Ficetola GF & Lunghi E. 2020.** Switching from  
620 mesopredator to apex predator: how do responses vary in amphibians adapted to cave living?  
621 *Behavioral Ecology and Sociobiology* **74**.

622 **Moore JW. 1975.** The Role of Algae in the Diet of *Asellus aquaticus* L. and *Gammarus pulex*  
623 L. *The Journal of Animal Ecology* **44**: 719.

624 **Parrish JK & Edelstein-Keshet L. 1999.** Complexity, pattern, and evolutionary trade-offs in  
625 animal aggregation. *Science* **284**: 99–101.

626 **Parrish J & Hamner W. 1997.** *Animal groups in three dimensions: how species aggregate.*  
627 (J Parrish and W Hamner, Eds.). Cambridge University Press.

628 **Pérez-Moreno JL, Balázs G, Wilkins B, Herczeg G & Bracken-Grissom HD. 2017.** The  
629 role of isolation on contrasting phylogeographic patterns in two cave crustaceans. *BMC*  
630 *Evolutionary Biology* **17**: 247.

631 **Pérez-Moreno JL, Balázs G & Bracken-Grissom HD. 2018.** Transcriptomic Insights into  
632 the Loss of Vision in Molnár János Cave’s Crustaceans. *Integrative and Comparative Biology*  
633 **58**: 452–464.

634 **Pitcher T. 1986.** Functions of Shoaling Behaviour in Teleosts. In: Pitcher T, ed. *The*  
635 *Behaviour of Teleost Fishes*. Boston: Springer, 294–337.

636 **Plath M & Schlupp I. 2008.** Parallel evolution leads to reduced shoaling behavior in two  
637 cave dwelling populations of Atlantic mollies (*Poecilia mexicana*, Poeciliidae, Teleostei).  
638 *Environmental Biology of Fishes* **82**: 289–297.

639 **Protas ME, Trontelj P & Patel NH. 2011.** Genetic basis of eye and pigment loss in the cave  
640 crustacean, *Asellus aquaticus*. *Proceedings of the National Academy of Sciences of the United*  
641 *States of America* **108**: 5702–5707.

642 **Re C, Fišer Ž, Perez J, Tacdol A, Trontelj P & Protas ME. 2018.** Common genetic basis  
643 of eye and pigment loss in two distinct cave populations of the isopod crustacean *Asellus*  
644 *aquaticus*. *Integrative and Comparative Biology* **58**: 421–430.

645 **Réale D, Reader SM, Sol D, McDougall PT & Dingemanse NJ. 2007.** Integrating animal  
646 temperament within ecology and evolution. *Biological Reviews* **82**: 291–318.

647 **Rivera MAJ, Howarth FG, Taiti S & Roderick GK. 2002.** Evolution in Hawaiian cave-  
648 adapted isopods (Oniscidea: Philosciidae): Vicariant speciation or adaptive shifts? *Molecular*



649 *Phylogenetics and Evolution* **25**: 1–9.

650 **Romero A. 1985.** Cave colonization by fish: role of bat predation. *American Midland*  
651 *Naturalist* **113**: 7–12.

652 **Romey WL. 1995.** Position preferences within groups: do whirligigs select positions which  
653 balance feeding opportunities with predator avoidance? *Behavioral Ecology and Sociobiology*  
654 **37**: 195–200.

655 **RStudio Team. 2020.** RStudio: Integrated Development for R.

656 **Salvidio S, Palumbi G, Romano A & Costa A. 2017.** Safe caves and dangerous forests?  
657 Predation risk may contribute to salamander colonization of subterranean habitats. *Science of*  
658 *Nature* **104**: 1–5.

659 **Schneider CA, Rasband WS & Eliceiri KW. 2012.** NIH Image to ImageJ: 25 years of  
660 image analysis. *Nature Methods* **9**: 671–675.

661 **Sih A. 1992.** Prey uncertainty and the balancing of antipredator and feeding needs. *American*  
662 *Naturalist* **139**: 1052–1069.

663 **Sokal RR & Rohlf FJ. 2012.** *Biometry: The Principles and Practices of Statistics in*  
664 *Biological Research*. New York: W.H. Freeman and Company.

665 **Stamps JA, Briffa M & Biro PA. 2012.** Unpredictable animals: Individual differences in  
666 intraindividual variability (IIV). *Animal Behaviour* **83**: 1325–1334.

667 **Tanaka K & Nishi E. 2008.** Habitat use by the gnathiid isopod *Elaphognathia discolor* living  
668 in terebellid polychaete tubes. *Journal of the Marine Biological Association of the United*  
669 *Kingdom* **88**: 57–63.

670 **Tobler M, DeWitt TJ, Schlupp I, García De León FJ, Herrmann R, Feulner PGD,**  
671 **Tiedemann R & Plath M. 2008.** Toxic hydrogen sulfide and dark caves: Phenotypic and  
672 genetic divergence across two abiotic environmental gradients in *Poecilia mexicana*.  
673 *Evolution* **62**: 2643–2659.

- 674 **Treves A, Drescher A & Ingrisano N. 2001.** Vigilance and aggregation in black howler  
675 monkeys (*Alouatta pigra*). *Behavioral Ecology and Sociobiology* **50**: 90–95.
- 676 **Verovnik R, Prevorčnik S & Jugovic J. 2009.** Description of a neotype for *Asellus*  
677 *aquaticus* Linné, 1758 (Crustacea: Isopoda: Asellidae), with description of a new subterranean  
678 *Asellus* species from Europe. *Zoologischer Anzeiger* **248**: 101–118.
- 679 **Verovnik R, Sket B & Trontelj P. 2005.** The colonization of Europe by the freshwater  
680 crustacean *Asellus aquaticus* ( Crustacea : Isopoda ) proceeded from ancient refugia and was  
681 directed by habitat connectivity. *Molecular Ecology* **14**: 4355–4369.
- 682 **Vesakoski O, Merilaita S & Jormalainen V. 2008.** Reckless males, rational females:  
683 Dynamic trade-off between food and shelter in the marine isopod *Idotea balthica*. *Behavioural*  
684 *Processes* **79**: 175–181.
- 685 **Watt PJ, Nottingham SF & Young S. 1997.** Toad tadpole aggregation behaviour: Evidence  
686 for a predator avoidance function. *Animal Behaviour* **54**: 865–872.
- 687 **West-Eberhard MJ. 2003.** *Developmental plasticity and evolution*. New York: Oxford  
688 University Press.
- 689 **White WB, Culver DC & Pipan T (Eds.). 2019.** *Encyclopedia of Caves*. Academic Press.